

STUDENTS FEEDBACK
ON
CURRICULUM AND ITS TRANSACTION


REPORT ON STUDENTS
FEED-BACK
FOR THE SESSION 2016---2017

PREPARED BY

DR. NITYANANDA BARMAN, M.Sc, Ph.D.
DEPTT. OF STATISTICS
B.N. COLLEGE, DHUBRI

With the help of

Manashi Baruah (Botany), Arjima Parbin Sarkar (Bio-
Technology), Rimpa Khatun (English), Namita
Pawegam (Philosophy), Yasmin Nasima Parvin (Philosophy)





Principal
B. N. College, Dhubri

TABLE-I

FEED BACK ON COURSE CONTENT

(Percentage of students)

Parameter	A Very good	B Good	C Satisfactory	D Unsatisfactory
1. Extent of coverage of course	29.88%	41.40%	18.36%	7.20%
2. Applicability/relevance to the real life situations	25.92%	46.44%	20.16%	5.40%
3. Learning value (in terms of knowledge and skills)	32.76%	43.20%	18.00%	3.24%
4. Overall rating	27.00%	44.28%	19.80%	6.12%




Principal,
B.N. College, Dhuhra

TABLE-3

Overall Evaluation of the College (Response of the students in Percentage)

Sl No	Questions put to students item wise	(a) Very Good	(b) Good	(c) Satisfactory	(d) Unsatisfactory
1	The syllabus of each course was	14.04%	9.36%	7.20%	1.44%
2	How much of the syllabus was covered in the class	25.20%	42.84%	14.40%	6.84%
3	Whether the subjects offered by the college is	18.36%	52.20%	16.20%	5.40%
4	Unit test held were	39.60%	27.00%	10.80%	3.24%
5	How far the unit tests help to improve your studies	38.16%	33.48%	14.76%	5.04%
6	Teacher students relationship of the college	36.36%	31.68%	15.48%	6.12%
7	Library service provided by the college is	21.60%	37.44%	18.36%	10.44%
8	Availability of library resources (books and other study materials)	16.56%	44.64%	16.92%	9.36%
9	Service provided by the college office is	15.84	35.28%	25.92%	15.84%
10	Drinking water and toilet facility provided by the college is	13.32%	42.84%	18.36%	13.32%
11	Facilities for extracurricular activities are	11.88%	41.76%	23.04%	6.48%


Principal,
B.N. College, Dhubri

REPORT ON STUDENTS
FEED-BACK
FOR THE SESSION 2016---2017

PREPARED BY

DR. NITYANANDA BARMAN, M.Sc, Ph.D.

DEPTT. OF STATISTICS

B.N. COLLEGE, DHUBRI

With the help of

Manashi Baruah (Botany), Arjima Parbin Sarkar (Bio-
Technology), Rimpa Khatun (English), Namita
Pawegam (Philosophy), Yasmin Nasima Parvin (Philosophy)

**REPORT ON ANSWERS RECEIVED FROM THE STUDENTS OF B. N. COLLEGE,
DHUBRI FOR THE SESSION 2016..-2017**

INTRODUCTION:

Student feedback was taken from the students of science, arts and commerce stream for the academic session 2016 – 2017. Data were collected from 278 students (6th semester major/general students) regarding various parameters.

OBJECTIVE OF THE STUDENT FEEDBACK:

The main objective of the study was to know about the following parameters and to improve / arrangement of them on the basis of the response or answers received from the students.

The following points were included in the student feedback form:

1. To study the extent of coverage of course
2. To study the applicability /relevance to real life situation
3. To study the following points /parameters on teachers
 - (a) Regularity in taking classes, (b) Knowledge base, (c) Communication skill (d) Preparation for the class, (e) Sincerity/commitment (f) Accessibility in and outside the class etc.
4. To study the overall view of the student on the basis of the following points/
parameters
 - (a) The syllabus of each course
 - (b) How much of the syllabus was covered in the class
 - (c) Subjects offered by the college
 - (d) How far the unit test help to improve their studies
 - (e) About the library service provided by the college
 - (f) Availability of library resources
 - (g) Service provided by the college office
 - (h) Comment on drinking water and toilet facility provided by the college
 - (i) Facilities for extra-curricular activities
 - (j) To know about the teacher-student relationship

METHODOLOGY

The study was conducted by using questionnaire method. For this purpose a questionnaire was prepared including the points mentioned in the objectives of the study. There were 278 students from which feedback were taken.

The data so collected were properly scrutinized and very careful statistical analysis of the survey is made.

FINDINGS AND CONCLUSIONS:

The first question included in the questionnaire was about the extent of coverage of course. It is observed that 29.88% students remarked as very good regarding extent of coverage of course. 41.40% students answered as good, 18.36% answered as satisfactory and 7.20% of the students remarked as unsatisfactory.

Regarding the question on applicability / relevance to real life situation 225.92% students remarked as very good ,46.44% of students replied as good,20.16% students remarked as satisfactory and 5.40% of the students remarked as unsatisfactory .

Regarding the question on learning value of the course content 32.76% students replied as very good, 43.20% remarked as satisfactory. 18.00% students remarked as good and 3.24% of the students remarked as unsatisfactory.

Regarding the question on over all rating 27.00% students replied as very good, 44.28% remarked as satisfactory. 19.80% students remarked as good and 6.12% of the students remarked as unsatisfactory

FEED BACK ON TEACHERS:

The answer received from students regarding teacher on various parameters mention in the objectives of the study is given in a separate chart (i.e. TABLE NO-2)

OVERALL EVALUATION OF THE COLLEGE:

Some questions were included in the questionnaire to know about fruitfulness of unit test, syllabus, library facility etc. provided to the students by the college authority.

A question was put regarding the syllabus of each course. Although the syllabus is different for different subjects, yet an average 14.04% students answered that the syllabus of the course is adequate, 9.36% answered as inadequate, 7.20% told as challenging and only 1.44% of the student answered as dull.

Regarding the question on how much of the syllabus was covered in the class, 25.20% students answered that 85-100% syllabus was covered in the class, 42.84% answered that syllabus was covered 70-80 %. 14.40% informed that syllabus was covered 55-70% whereas 6.84% students informed that less than 55% was covered.

18.36% students informed that the subjects offered by the college is more than adequate, 52.20% students answered as adequate, 16.20% students answered as inadequate and only 5.40% of the students answered as poor. A question was put to the students regarding unit test held in our college. 39.60% students reported that unit test held were always fair, 27.00% replied as sometimes fair, 10.80% replied as sometimes unfair and only 3.24% of the students answered as usually unfair. 38.16% students replied that unit test is very effective to improve their studies. 33.48% replied as effective. 14.76% as sometimes effective and only 5.04% replied as ineffective.

Regarding teacher-student relationship 36.36% students replied as the relationship is very good. 31.68% replied as good ,15.48% as satisfactory and only 6.12% replied as unsatisfactory.

A question was put to students about library service provided by the college. 21.60% students remarked that library service provided by the college as very good. 37.44% students remarked as good and 18.36% remarked as satisfactory and 10.44% students remarked as unsatisfactory. On the other hand 16.56% students remarked that availability of library resources as adequate.44.64% students remarked as more than adequate. 16.92% students remarked that availability of library resources as inadequate and 9.36% remarked as poor.

Regarding the question about service provided by the college office15.84% answered as very good, 35.28% answered as good, 25.92% remarked as satisfactory and 15.84% remarked as unsatisfactory.

Only 13.32% of the students remarked that drinking water and toilet facility provided by the college is more than adequate. 42.84% of students remarked as adequate, 18.36% remarked as inadequate and 13.32% remarked as poor. Lastly a question on facilities for extra-curricular activities was put in the questionnaire. It is seen that 11.88% students remarked as very good. 41.76% students remarked as good.23.04% students remarked about the extra-curricular facilities as satisfactory, on the other hand 6.48% students remarked as unsatisfactory.

TABLE-I

FEED BACK ON COURSE CONTENT

(Percentage of students)

Parameter	A Very good	B Good	C Satisfactory	D Unsatisfactory
1. Extent of coverage of course	29.88%	41.40%	18.36%	7.20%
2. Applicability/relevance to the real life situations	25.92%	46.44%	20.16%	5.40%
3. Learning value (in terms of knowledge and skills)	32.76%	43.20%	18.00%	3.24%
4. Overall rating	27.00%	44.28%	19.80%	6.12%

TABLE-2

FEED BACK ON TEACHER

Name of teacher: Dr. Azad Ali No. of Respondents--15
Name of Department: Zoology

Parameter	A Very good	B Good	C Satisfactory	D Unsatisfactory
1. Regularity in taking classes	66.7%	33.35%	-	
2. knowledge base i.e. knowledge on subject	73.37%	26.68%	-	-
3. Communication skill	73.37%	26.68%	-	-
4. Preparation for the class	66.7%	20.01%	13.34%	-
5. Sincerity/Commitment	93.38%	6.67%	-	-
6. Accessibility in and outside the class	73.37%	20.01%	6.67%	-
7.Overall rating	80.04%	20.01%	-	-

TABLE-2

FEED BACK ON TEACHER

Name of teacher: Dr. Santanu Sarma (Head)
Name of Department: Zoology

Parameter	A Very good	B Good	C Satisfactory	D Unsatisfactory
1. Regularity in taking classes	86.71%	13.34%	-	-
2. knowledge base i.e. knowledge on subject	80.04%	20.01%	-	-
3. Communication skill	86.71%	13.34%	-	-
4. Preparation for the class	80.04%	13.34%	6.67%	-
5. Sincerity/Commitment	73.37%	20.01%	6.67%	-
6. Accessibility in and outside the class	73.37%	20.01%	6.67%	-
7.Overall rating	66.70%	33.35%	-	-

TABLE-2

FEED BACK ON TEACHER

Name of teacher: Mrs. Mitali Ghosh
Name of Department: Zoology

Parameter	A Very good	B Good	C Satisfactory	D Unsatisfactory
1. Regularity in taking classes	40.02%	40.02%	20.01%	-
2. knowledge base i.e. knowledge on subject	66.7%	26.68%	6.67%	-
3. Communication skill	86.71%	13.34%	-	-
4. Preparation for the class	46.69%	53.36%	-	-
5. Sincerity/Commitment	60.03%	33.35%	6.67%	-
6. Accessibility in and outside the class	86.71%	13.34%	-	-
7.Overall rating	73.37%	26.68%	-	-

TABLE-2

FEED BACK ON TEACHER

Name of teacher: Dr.Samuel Seikh
Name of Department: Zoology

Parameter	A Very good	B Good	C Satisfactory	D Unsatisfactory
1. Regularity in taking classes	100%	-	-	-
2. knowledge base i.e. knowledge on subject	93.38%	6.67%	-	-
3. Communication skill	60.04%	20.01%	-	-
4. Preparation for the class	100%	-	-	-
5. Sincerity/Commitment	100%	-	-	-
6. Accessibility in and outside the class	66.70%	26.68%	6.67%	-
7.Overall rating	93.38%	6.67%	-	-

TABLE-2

FEED BACK ON TEACHER

Name of teacher: Mr. Bhabesh Nath
Name of Department: Zoology

Parameter	A Very good	B Good	C Satisfactory	D Unsatisfactory
1. Regularity in taking classes	33.35%	33.35%	33.35%	-
2. knowledge base i.e. knowledge on subject	53.31%	26.68%	20.01%	-
3. Communication skill	26.68%	33.35%	26.68%	13.34%
4. Preparation for the class	33.35%	33.35%	33.35	-
5. Sincerity/Commitment	40.02%	33.35%	20.01%	-
6. Accessibility in and outside the class	40.02%	26.68%	26.68%	-
7.Overall rating	46.69%	26.68%	20.01%	-

TABLE-2

FEED BACK ON TEACHER

Name of teacher: Sri P. K. Sarma
Name of Department: Botany
No. of Respondents--21

Parameter	A Very good	B Good	C Satisfactory	D Unsatisfactory
1. Regularity in taking classes	80.92%	9.52%	9.52%	-
2. knowledge base i.e. knowledge on subject	100%	-	-	-
3. Communication skill	80.92%	19.04%	-	--
4. Preparation for the class	85.68%	9.52%	4.76%	-
5. Sincerity/Commitment	85.68%	4.76%	9.52%	-
6. Accessibility in and outside the class	80.92%	19.04%	-	-
7.Overall rating	85.68%	9.52%	4.76%	-

TABLE-2

FEED BACK ON TEACHER

Name of teacher: Dr. Nabami Basumatary (Head)
Name of Department: Botany

Parameter	A Very good	B Good	C Satisfactory	D Unsatisfactory
1. Regularity in taking classes	95.20%	4.76%	-	-
2. knowledge base i.e. knowledge on subject	95.20%	4.76%	-	-
3. Communication skill	85.68%	14.28%	-	-
4. Preparation for the class	85.68%	14.28%	-	-
5. Sincerity/Commitment	85.68%	14.28%	-	-
6. Accessibility in and outside the class	85.68%	14.28%	-	-
7.Overall rating	85.68%	14.28%	-	-

TABLE-2

FEED BACK ON TEACHER

Name of teacher: Dr. Piyush Kr. Mishra
Name of Department: Botany

Parameter	A Very good	B Good	C Satisfactory	D Unsatisfactory
1. Regularity in taking classes	52.36%	14.29%	23.80%	9.52%
2. knowledge base i.e. knowledge on subject	85.68%	14.28%	-	-
3. Communication skill	71.40%	9.52%	4.76%	14.28%
4. Preparation for the class	71.40%	9.52%	14.28%	4.76%
5. Sincerity/Commitment	52.36%	23.80%	9.52%	14.28
6. Accessibility in and outside the class	71.40%	9.52%	9.52	9.52%
7.Overall rating	61.88%	14.28%	23.8%	-

TABLE-2

FEED BACK ON TEACHER

Name of teacher: **Manoshi Barua**
Name of Department: **Botany**

Parameter	A Very good	B Good	C Satisfactory	D Unsatisfactory
1. Regularity in taking classes	100%	-	-	-
2. knowledge base i.e. knowledge on subject	80.92%	19.04%	-	-
3. Communication skill	95.20%	4.76%	-	-
4. Preparation for the class	85.68%	14.28%	-	-
5. Sincerity/Commitment	95.20%	4.76%	-	-
6. Accessibility in and outside the class	95.20%	4.72%	-	-
7.Overall rating	85.68%	14.28%	-	-

TABLE-2

FEED BACK ON TEACHER

Name of teacher: **Sri A. A. Mondal** No. of Respondents--17
Name of Department: **Chemistry**

Parameter	A Very good	B Good	C Satisfactory	D Unsatisfactory
1. Regularity in taking classes	17.64%	35.28%	35.28%	11.76%
2. knowledge base i.e. knowledge on subject	29.40%	41.16%	23.52%	5.88%
3. Communication skill	23.52%	35.28%	35.28%	5.88%
4. Preparation for the class	23.52%	29.40%	35.28%	11.76%
5. Sincerity/Commitment	17.64%	29.40%	41.16%	11.76%
6. Accessibility in and outside the class	23.52%	35.28%	29.40%	11.76%
7.Overall rating	11.76%	41.16%	35.28%	11.76%

TABLE-2

FEED BACK ON TEACHER

Name of teacher: Sri Shahidul Islam
Name of Department: Chemistry

Parameter	A Very good	B Good	C Satisfactory	D Unsatisfactory
1. Regularity in taking classes	-	41.16%	23.52%	35.28%
2. knowledge base i.e. knowledge on subject	5.88%	58.80%	29.40%	5.88%
3. Communication skill	5.88%	52.92%	35.28%	5.88%
4. Preparation for the class	-	52.92%	23.52%	23.52%
5. Sincerity/Commitment	11.76%	41.16%	17.64%	29.40%
6. Accessibility in and outside the class	17.64%	41.16%	17.64%	23.52%
7.Overall rating	11.76%	47.04%	29.40%	11.76%

TABLE-2

FEED BACK ON TEACHER

Name of teacher: Dr. Mousumi Das (Head)
Name of Department: Chemistry

Parameter	A Very good	B Good	C Satisfactory	D Unsatisfactory
1. Regularity in taking classes	35.28%	17.64%	35.28%	11.76%
2. knowledge base i.e. knowledge on subject	29.40%	47.04%	17.64%	5.88%
3. Communication skill	29.40%	35.28%	35.28%	-
4. Preparation for the class	23.52%	41.16%	29.4%	5.88%
5. Sincerity/Commitment	23.52%	35.28%	29.4%	11.76%
6. Accessibility in and outside the class	35.28%	23.52%	35.28%	5.88%
7.Overall rating	29.40%	35.28%	29.40%	5.88%

TABLE-2

FEED BACK ON TEACHER

Name of teacher: Dr. Sushmita Sengupta
Name of Department: Chemistry

Parameter	A Very good	B Good	C Satisfactory	D Unsatisfactory
1. Regularity in taking classes	70.56%	17.64%	11.76%	-
2. knowledge base i.e. knowledge on subject	17.64%	58.8%	17.64%	5.88
3. Communication skill	11.76%	29.40%	41.16%	17.64%
4. Preparation for the class	29.40%	41.16%	23.52%	5.88%
5. Sincerity/Commitment	41.16%	35.28%	23.52%	-
6. Accessibility in and outside the class	23.52%	35.28%	35.28%	5.88%
7.Overall rating	17.64%	52.92%	23.52%	5.88%

TABLE-2

FEED BACK ON TEACHER

Name of teacher: Dr. Mursida Karim
Name of Department: Chemistry

Parameter	A Very good	B Good	C Satisfactory	D Unsatisfactory
1. Regularity in taking classes	100%	-	-	-
2. knowledge base i.e. knowledge on subject	88.20%	11.76%	-	-
3. Communication skill	70.56%	17.64%	5.88%	5.88%
4. Preparation for the class	82.32%	11.76%	5.88%	-
5. Sincerity/Commitment	88.20%	5.88%	5.88%	0
6. Accessibility in and outside the class	70.56%	17.64%	5.88%	5.88%
7.Overall rating	82.32%	5.88%	11.75%	-

TABLE-2

FEED BACK ON TEACHER

Name of teacher: **Dr. Ruhul Amin Bepari**
Name of Department: **Chemistry**

Parameter	A Very good	B Good	C Satisfactory	D Unsatisfactory
1. Regularity in taking classes	47.04%	35.28%	17.64%	0%
2. knowledge base i.e. knowledge on subject	35.28%	41.16%	11.76%	5.88%
3. Communication skill	35.28%	41.16%	11.16%	5.88%
4. Preparation for the class	47.04%	35.28%	11.76%	5.88%
5. Sincerity/Commitment	29.40%	47.04%	11.76%	11.76%
6. Accessibility in and outside the class	29.40%	47.04%	5.88%	17.64%
7.Overall rating	29.40%	35.28%	23.52%	11.75%

TABLE-2

FEED BACK ON TEACHER

Name of teacher: **Monowar Hussain**
Name of Department: **Chemistry**

Parameter	A Very good	B Good	C Satisfactory	D Unsatisfactory
1. Regularity in taking classes	35.28%	29.40%	29.40%	5.88%
2. knowledge base i.e. knowledge on subject	17.64%	47.04%	29.40%	5.88%
3. Communication skill	41.16%	35.28%	5.88%	17.64%
4. Preparation for the class	23.52%	41.16%	17.64%	17.64%
5. Sincerity/Commitment	29.40%	29.40%	23.52%	17.64%
6. Accessibility in and outside the class	29.40%	23.52%	29.40%	17.64%
7.Overall rating	23.52%	29.40%	29.40%	17.64%

TABLE-2

FEED BACK ON TEACHER

Name of teacher: Malabika Borah
Name of Department: Chemistry

Parameter	A Very good	B Good	C Satisfactory	D Unsatisfactory
1. Regularity in taking classes	35.28%	35.28%	17.64%	11.76%
2. knowledge base i.e. knowledge on subject	23.52%	47.04%	23.52%	5.88%
3. Communication skill	23.52%	41.16%	23.52%	11.76%
4. Preparation for the class	17.64%	41.16%	29.40%	11.76%
5. Sincerity/Commitment	29.40%	41.16%	17.64%	11.76%
6. Accessibility in and outside the class	17.64%	41.16%	29.40%	17.64%
7.Overall rating	23.52%	41.16%	23.52%	11.76%

TABLE-2

FEED BACK ON TEACHER

Name of teacher: Sri. Motior Rahman (Head) No. Of Respondents-26
Name of Department: Physics

Parameter	A Very good	B Good	C Satisfactory	D Unsatisfactory
1. Regularity in taking classes	11.55%	23.10%	38.50%	26.95%
2. knowledge base i.e. knowledge on subject	96.25%	3.85%	-	-
3. Communication skill	77.00%	23.10%	-	-
4. Preparation for the class	53.90%	38.50%	3.85%	3.85%
5. Sincerity/Commitment	46.20%	46.20%	7.70%	-
6. Accessibility in and outside the class	69.30%	26.95%	3.85%	-
7.Overall rating	57.75%	38.50%	-	3.85%

TABLE-2

FEED BACK ON TEACHER

Name of teacher: Sri Hiten Sarma
Name of Department: Physics

Parameter	A Very good	B Good	C Satisfactory	D Unsatisfactory
1. Regularity in taking classes	53.90%	46.20%	-	-
2. knowledge base i.e. knowledge on subject	57.75%	42.25%	-	-
3. Communication skill	42.35%	57.75%	-	-
4. Preparation for the class	53.90%	42.35%	3.85%	-
5. Sincerity/Commitment	65.45%	26.95%	7.70%	-
6. Accessibility in and outside the class	38.50%	46.20%	7.70%	7.70%
7.Overall rating	46.20%	46.20%	7.70%	-

TABLE-2

FEED BACK ON TEACHER

Name of teacher: Nandita Prodhani
Name of Department: Physics

Parameter	A Very good	B Good	C Satisfactory	D Unsatisfactory
1. Regularity in taking classes	46.20%	42.35%	7.70%	3.85%
2. knowledge base i.e. knowledge on subject	46.20%	42.35%	3.85%	7.70%
3. Communication skill	42.35%	38.50%	15.40%	3.85%
4. Preparation for the class	42.35%	38.50%	15.40%	3.85%
5. Sincerity/Commitment	42.35%	34.65%	19.25%	3.85%
6. Accessibility in and outside the class	42.35%	42.35%	11.55%	3.85%
7.Overall rating	34.65%	46.20%	19.25%	-

TABLE-2

FEED BACK ON TEACHER

Name of teacher: Sri. R. K. Mollah
Name of Department: Physics

Parameter	A Very good	B Good	C Satisfactory	D Unsatisfactory
1. Regularity in taking classes	3.85%	15.40%	30.08%	50.05%
2. knowledge base i.e. knowledge on subject	46.20%	38.50%	3.85%	11.55%
3. Communication skill	38.50%	30.80%	11.55%	19.25%
4. Preparation for the class	26.95%	46.20%	-	26.95%
5. Sincerity/Commitment	19.25%	34.65%	7.70%	38.50%
6. Accessibility in and outside the class	26.95%	30.80%	15.40%	26.95%
7.Overall rating	15.40%	38.50%	19.25%	26.95%

TABLE-2

FEED BACK ON TEACHER

Name of teacher: Sri Edal Husain
Name of Department: Physics

Parameter	A Very good	B Good	C Satisfactory	D Unsatisfactory
1. Regularity in taking classes	100%	-	-	-
2. knowledge base i.e. knowledge on subject	96.25%	3.85%	-	-
3. Communication skill	96.25%	3.85%	-	-
4. Preparation for the class	96.25%	3.85%	-	-
5. Sincerity/Commitment	84.70%	11.55%	3.85%	-
6. Accessibility in and outside the class	80.85%	19.25%	-	-
7.Overall rating	80.85%	7.70%	11.55%	-

TABLE-2

FEED BACK ON TEACHER

Name of teacher: Sri Nilam Jyoti Dutta
Name of Department: Physics

Parameter	A Very good	B Good	C Satisfactory	D Unsatisfactory
1. Regularity in taking classes	46.20%	34.65%	11.55%	7.70%
2. knowledge base i.e. knowledge on subject	50.05%	42.35%	-	7.70%
3. Communication skill	26.95%	34.65%	26.95%	11.55%
4. Preparation for the class	46.20%	34.65%	11.55%	7.70%
5. Sincerity/Commitment	46.20%	30.80%	11.55%	11.55%
6. Accessibility in and outside the class	34.65%	42.35%	7.70%	15.40%
7.Overall rating	34.65%	42.35%	11.55%	11.55%

TABLE-2

FEED BACK ON TEACHER

Name of teacher: Sri T. C. Das No. of Respondents--14
Name of Department: Mathematics

Parameter	A Very good	B Good	C Satisfactory	D Unsatisfactory
1. Regularity in taking classes	35.70%	49.98%	14.28%	-
2. knowledge base i.e. knowledge on subject	7.14%	49.98%	42.84%	-
3. Communication skill	21.42%	21.42%	57.12%	-
4. Preparation for the class	21.42%	57.12%	21.42%	-
5. Sincerity/Commitment	42.86%	49.98%	7.14%	-
6. Accessibility in and outside the class	42.84%	35.70%	21.42%	-
7.Overall rating	42.84%	49.98%	7.14%	-

TABLE-2

FEED BACK ON TEACHER

Name of teacher: Sri Shamsul Haque (Head)
Name of Department: Mathematics

Parameter	A Very good	B Good	C Satisfactory	D Unsatisfactory
1. Regularity in taking classes	57.12%	35.70%	-	7.14%
2. knowledge base i.e. knowledge on subject	7.14%	57.12%	28.56%	7.14%
3. Communication skill	42.84%	49.98%	-	7.14%
4. Preparation for the class	14.28%	57.12%	21.42%	7.14%
5. Sincerity/Commitment	35.70%	57.12%	-	7.14
6. Accessibility in and outside the class	49.98%	42.84%	-	7.14
7.Overall rating	42.84	49.98	-	7.14

TABLE-2

FEED BACK ON TEACHER

Name of teacher: Sri Shahjahan Hussain Sarkar
Name of Department: Mathematics

Parameter	A Very good	B Good	C Satisfactory	D Unsatisfactory
1. Regularity in taking classes	85.68%	14.28%	--	-
2. knowledge base i.e. knowledge on subject	49.98%	42.84%	7.14%	-
3. Communication skill	78.54%	21.42%	-	-
4. Preparation for the class	78.54%	14.28%	7.14%	-
5. Sincerity/Commitment	78.54%	21.42%	-	-
6. Accessibility in and outside the class	85.68%	14.28%	-	-
7.Overall rating	85.68%	14.28%	-	-

TABLE-2

FEED BACK ON TEACHER

Name of teacher: Sri Abdul Baten
Name of Department: Mathematics

Parameter	A Very good	B Good	C Satisfactory	D Unsatisfactory
1. Regularity in taking classes	78.54%	21.42%	-	-
2. knowledge base i.e. knowledge on subject	57.12%	35.70%	7.14%	-
3. Communication skill	57.12%	35.70%	-	7.14%
4. Preparation for the class	71.4%	28.56%	-	-
5. Sincerity/Commitment	78.54%	21.42%	-	-
6. Accessibility in and outside the class	57.12%	42.84%	-	-
7.Overall rating	71.40%	28.56%	-	-

TABLE-2

FEED BACK ON TEACHER

Name of teacher: Z. Hoque
Name of Department: Mathematics

Parameter	A Very good	B Good	C Satisfactory	D Unsatisfactory
1. Regularity in taking classes	57.12%	35.70%	7.14%	-
2. knowledge base i.e. knowledge on subject	57.12%	21.42%	14.28%	7.14%
3. Communication skill	57.12%	35.70%	7.14%	-
4. Preparation for the class	28.56%	35.70%	35.70%	-
5. Sincerity/Commitment	42.84%	49.98%	7.14%	-
6. Accessibility in and outside the class	71.40%	14.28%	14.28%	-
7.Overall rating	49.98%	42.84%	7.14%	-

TABLE-2

FEED BACK ON TEACHER

Name of teacher: Sri B.K.Sarmah (Head) No. of Respondents--07
Name of Department: Statistics

Parameter	A Very good	B Good	C Satisfactory	D Unsatisfactory
1. Regularity in taking classes	100%	-	-	-
2. knowledge base i.e. knowledge on subject	100%	-	-	-
3. Communication skill	100%	-	-	-
4. Preparation for the class	100%	-	-	=
5. Sincerity/Commitment	85.74%	14.29%	-	-
6. Accessibility in and outside the class	100%	-	-	-
7.Overall rating	100%	-	-	-

TABLE-2

FEED BACK ON TEACHER

Name of teacher: Dr. Nityananda Barman
Name of Department: Statistics

Parameter	A Very good	B Good	C Satisfactory	D Unsatisfactory
1. Regularity in taking classes	100%	-	-	-
2. knowledge base i.e. knowledge on subject	100%	-	-	-
3. Communication skill	100%	-	-	-
4. Preparation for the class	100%	-	-	-
5. Sincerity/Commitment	85.74%	14.29%	-	-
6. Accessibility in and outside the class	100%	-	-	-
7.Overall rating	100%	-	-	-

TABLE-2

FEED BACK ON TEACHER

Name of teacher: Mainur Rahman
Name of Department: Statistics

Parameter	A Very good	B Good	C Satisfactory	D Unsatisfactory
1. Regularity in taking classes	100%	-	-	-
2. knowledge base i.e. knowledge on subject	57.16%	42.87%	-	-
3. Communication skill	100%	-	-	-
4. Preparation for the class	42.87%	57.16%	-	-
5. Sincerity/Commitment	71.45%	28.58%	-	-
6. Accessibility in and outside the class	71.14	28.58	-	-
7.Overall rating	85.74	14.29	-	-

TABLE-2

FEED BACK ON TEACHER

Name of teacher: Sri Bikramjit Nath (Head) No. of Respondents--04
Name of Department: Computer Science

Parameter	A Very good	B Good	C Satisfactory	D Unsatisfactory
1. Regularity in taking classes	75%	25%	-	-
2. knowledge base i.e. knowledge on subject	50%	25%	25%	-
3. Communication skill	25%	75%	-	-
4. Preparation for the class	75%	25%	-	-
5. Sincerity/Commitment	25%	50%	25%	-
6. Accessibility in and outside the class	75%	25%	-	-
7.Overall rating	75%	-	25%	-

TABLE-2

FEED BACK ON TEACHER

Name of teacher: **M. Rahman**
Name of Department: **Computer Science**

Parameter	A Very good	B Good	C Satisfactory	D Unsatisfactory
1. Regularity in taking classes	75%	25%	-	-
2. knowledge base i.e. knowledge on subject	50%	50%	-	-
3. Communication skill	25%	50%	25%	-
4. Preparation for the class	25%	75%	-	-
5. Sincerity/Commitment	25%	75%	-	-
6. Accessibility in and outside the class	50%	50%	-	-
7.Overall rating	50%	50%	-	-

TABLE-2

FEED BACK ON TEACHER

Name of teacher: **Mrs. Baby Borah** No. of Respondents--19
Name of Department: **Assamese**

Parameter	A Very good	B Good	C Satisfactory	D Unsatisfactory
1. Regularity in taking classes	52.60%	31.56%	5.26%	10.52%
2. knowledge base i.e. knowledge on subject	26.30%	47.34%	15.78%	10.52%
3. Communication skill	26.30%	36.82%	21.04%	15.78%
4. Preparation for the class	31.56%	36.82%	21.04%	10.52%
5. Sincerity/Commitment	36.82%	31.56%	26.30%	5.26%
6. Accessibility in and outside the class	42.08%	52.60%	5.26%	-
7.Overall rating	26.30%	47.34%	26.3%	-

TABLE-2

FEED BACK ON TEACHER

Name of teacher: Dr. Upendrajit Sarma (Head)
Name of Department: Assamese

Parameter	A Very good	B Good	C Satisfactory	D Unsatisfactory
1. Regularity in taking classes	73.64%	21.04%	5.26%	-
2. knowledge base i.e. knowledge on subject	89.42%	5.26%	5.26%	-
3. Communication skill	57.86%	42.08%	-	-
4. Preparation for the class	68.38%	31..56%	-	-
5. Sincerity/Commitment	68.38%	31.56%	-	-
6. Accessibility in and outside the class	57.86%	36.82%	5.26%	-
7.Overall rating	63.12%	36.82%	-	-

TABLE-2

FEED BACK ON TEACHER

Name of teacher: Dr. Karuna Kanta Das
Name of Department: Assamese

Parameter	A Very good	B Good	C Satisfactory	D Unsatisfactory
1. Regularity in taking classes	84.16%	10.52%	-	5.26%
2. knowledge base i.e. knowledge on subject	84.16%	10.52%	5.26%	-
3. Communication skill	73.64%	15.78%	10.52%	-
4. Preparation for the class	78.90%	10.52%	10.52%	-
5. Sincerity/Commitment	78.90%	10.52%	10.52%	-
6. Accessibility in and outside the class	68.38%	21.04%	10.52%	-
7.Overall rating	73.64%	10.52%	15.78%	-

TABLE-2

FEED BACK ON TEACHER

Name of teacher: Dr. Alaka Sarma

Name of Department: Assamese

Parameter	A Very good	B Good	C Satisfactory	D Unsatisfactory
1. Regularity in taking classes	73.64%	21.04%	5.26%	-
2. knowledge base i.e. knowledge on subject	73.64%	21.04%	5.26%	-
3. Communication skill	68.38%	26.30%	5.26%	-
4. Preparation for the class	89.42%	5.26%	5.26%	-
5. Sincerity/Commitment	89.42%	10.52%	-	-
6. Accessibility in and outside the class	57.86%	42.08%	-	-
7.Overall rating	47.34%	52.60%	-	-

TABLE-2

FEED BACK ON TEACHER

Name of teacher: Dr. Poly Bezbaruah

Name of Department: Assamese

Parameter	A Very good	B Good	C Satisfactory	D Unsatisfactory
1. Regularity in taking classes	78.90%	21.04%	-	-
2. knowledge base i.e. knowledge on subject	36.82%	57.86%	5.26%	-
3. Communication skill	36.82%	36.82%	26.30%	-
4. Preparation for the class	31.56%	42.08%	26.30%	-
5. Sincerity/Commitment	36.82%	42.08%	21.04%	-
6. Accessibility in and outside the class	36.56% %	52.60%	15.78%	-
7.Overall rating	26.30% %	57.86%	10.52%	10.52%-

TABLE-2

FEED BACK ON TEACHER

Name of teacher: Arjuma Narsin Sarkar
Name of Department: Assamese

Parameter	A Very good	B Good	C Satisfactory	D Unsatisfactory
1. Regularity in taking classes	68.38%	26.30%	5.26%	-
2. knowledge base i.e. knowledge on subject	52.60%	36.82%	10.52%	-
3. Communication skill	47.34%	47.34%	5.26%	-
4. Preparation for the class	57.86%	31.56%	10.52%	-
5. Sincerity/Commitment	57.86%	42.08%	-	-
6. Accessibility in and outside the class	47.34%	47.34%	5.26	-
7.Overall rating	47.34%	36.82%	15.78%	-

TABLE-2

FEED BACK ON TEACHER

Name of teacher: Dr. Mirjahan Ali Prodhani No. of Respondents--55
Name of Department: English

Parameter	A Very good	B Good	C Satisfactory	D Unsatisfactory
1. Regularity in taking classes	72.80%	25.48%	1.82%	-
2. knowledge base i.e. knowledge on subject	81.90%	16.38%	1.82%	-
3. Communication skill	58.24%	30.94%	9.10%	1.82%
4. Preparation for the class	69.16%	29.12%	-	1.82%
5. Sincerity/Commitment	58.24%	34.58%	7.28%	-
6. Accessibility in and outside the class	47.32%	32.76%	20.02%	-
7.Overall rating	61.88%	34.58%	1.82%	1.82%

TABLE-2

FEED BACK ON TEACHER

Name of teacher: Sri Soleman Ali Mondal (Head)
Name of Department: English

Parameter	A Very good	B Good	C Satisfactory	D Unsatisfactory
1. Regularity in taking classes	72.80%	21.84%	5.46%	-
2. knowledge base i.e. knowledge on subject	54.60%	32.76%	9.10%	3.64%
3. Communication skill	40.04%	34.58%	16.38%	9.1%
4. Preparation for the class	54.6%	36.4%	7.28%	1.82%
5. Sincerity/Commitment	63.7%	27.3%	9.1%	-
6. Accessibility in and outside the class	45.5%	32.76%	18.20%	3.64%
7.Overall rating	47.82%	36.4%	14.56%	1.82%

TABLE-2

FEED BACK ON TEACHER

Name of teacher: Sri Noor Husain
Name of Department: English

Parameter	A Very good	B Good	C Satisfactory	D Unsatisfactory
1. Regularity in taking classes	61.88%	29.12%	3.64%	5.46%
2. knowledge base i.e. knowledge on subject	69.46%	30.94%	-	-
3. Communication skill	63.7%	25.48%	9.10%	1.82%
4. Preparation for the class	61.88%	29.12%	7.28%	1.82%
5. Sincerity/Commitment	61.88%	27.30%	7.28%	3.64%
6. Accessibility in and outside the class	56.42%	34.58%	7.28%	1.82%
7.Overall rating	60.06%	34.58%	3.68%	1.82%

TABLE-2

FEED BACK ON TEACHER

Name of teacher: **Dr. Dipankar Mallick**
Name of Department: **English**

Parameter	A Very good	B Good	C Satisfactory	D Unsatisfactory
1. Regularity in taking classes	81.90%	16.38%	1.82%	-
2. knowledge base i.e. knowledge on subject	56.42%	40.04%	3.64%	-
3. Communication skill	63.70%	27.30%	9.10%	-
4. Preparation for the class	63.70%	27.30%	7.28%	1.82%
5. Sincerity/Commitment	63.70%	18.20%	18.20%	-
6. Accessibility in and outside the class	54.60%	36.40%	9.10%	-
7.Overall rating	54.60%	38.22%	7.28%	-

TABLE-2

FEED BACK ON TEACHER

Name of teacher: **Dr. Nazia Zaman**
Name of Department: **English**

Parameter	A Very good	B Good	C Satisfactory	D Unsatisfactory
1. Regularity in taking classes	83.72%	16.38%	-	-
2. knowledge base i.e. knowledge on subject	76.44%	23.66%	3.64%	-
3. Communication skill	54.60%	36.40%	9.10%.	-
4. Preparation for the class	72.80%	18.20%	5.46%	3.64%
5. Sincerity/Commitment	65.52%	34.58%	-	-
6. Accessibility in and outside the class	45.5%	38.22%	12.74%	3.64%
7.Overall rating	63.70%	36.40%	-	-

TABLE-2

FEED BACK ON TEACHER

Name of teacher: Sri Rimpa Khatun
Name of Department: English

Parameter	A Very good	B Good	C Satisfactory	D Unsatisfactory
1. Regularity in taking classes	52.78%	36.40%	9.10%	1.82%
2. knowledge base i.e. knowledge on subject	25.48%	36.40%	27.30%	10.92%
3. Communication skill	34.58%	45.50%	10.92%	9.10%
4. Preparation for the class	23.66%	43.68%	18.20%	14.56%
5. Sincerity/Commitment	30.94%	47.32%	21.48%	-
6. Accessibility in and outside the class	36.40%	50.96%	9.10%	3.64%
7.Overall rating	27.30%	45.50%	18.20%	9.10%

TABLE-2

FEED BACK ON TEACHER

Name of teacher: Sri Mofidul Islam
Name of Department: English

Parameter	A Very good	B Good	C Satisfactory	D Unsatisfactory
1. Regularity in taking classes	60.06%	34.58%	5.46%	-
2. knowledge base i.e. knowledge on subject	32.76%	49.14%	14.56%	3.64%
3. Communication skill	40.04%	41.86%	16.38%	1.82%
4. Preparation for the class	41.86%	40.04%	14.56%	3.64%
5. Sincerity/Commitment	45.50%	40.04%	12.74%	1.82%
6. Accessibility in and outside the class	45.50%	41.86%	7.28%	5.46%
7.Overall rating	36.40%	49.14%	9.10%	5.46%

TABLE-2

FEED BACK ON TEACHER

Name of teacher: Sri A.M.Md.M.Rahman(Head) No. of Respondents--09
Name of Department: Economics

Parameter	A Very good	B Good	C Satisfactory	D Unsatisfactory
1. Regularity in taking classes	100%	-	-	-
2. knowledge base i.e. knowledge on subject	100%	-	-	-
3. Communication skill	66.67%	33.33%	-	-
4. Preparation for the class	88.89%	11.11%	-	-
5. Sincerity/Commitment	100%	-	-	-
6. Accessibility in and outside the class	88.89%	11.11%	-	-
7.Overall rating	100%	-	-	-

TABLE-2

FEED BACK ON TEACHER

Name of teacher: Sri A.T. Hoque
Name of Department: Economics

Parameter	A Very good	B Good	C Satisfactory	D Unsatisfactory
1. Regularity in taking classes	77.78%	22.22%	-	-
2. knowledge base i.e. knowledge on subject	66.67%	33.33%	-	-
3. Communication skill	77.78%	22.22%	-	=
4. Preparation for the class	66.67%	33.33%	-	-
5. Sincerity/Commitment	55.56%	33.33%	11.11%	-
6. Accessibility in and outside the class	55.56%	33.33%	11.11%	-
7.Overall rating	66.67%	33.33%	-	-

TABLE-2

FEED BACK ON TEACHER

Name of teacher: Sri A.A.Sarkar
Name of Department: Economics

Parameter	A Very good	B Good	C Satisfactory	D Unsatisfactory
1. Regularity in taking classes	88.89%	11.11%	-	-
2. knowledge base i.e. knowledge on subject	77.78%	11.11%	11.11%	-
3. Communication skill	77.78%	22.22%	-	-
4. Preparation for the class	33.33%	44.44%	11.11%	-
5. Sincerity/Commitment	77.78%	11.11%	11.11%	-
6. Accessibility in and outside the class	77.78%	11.11%	11.11%	-
7.Overall rating	77.78%	11.11%	11.11%	-

TABLE-2

FEED BACK ON TEACHER

Name of teacher: Md. Altap Hussain(Head) No. of Respondents--44
Name of Department: Education

Parameter	A Very good	B Good	C Satisfactory	D Unsatisfactory
1. Regularity in taking classes	94.34%	2.27%	2.27%	-
2. knowledge base i.e. knowledge on subject	77.18%	9.08%	11.35%	2.27%
3. Communication skill	81.72%	6.81%	6.81%	4.54%
4 Preparation for the class	86.26%	9.08%	2.27%	2.27%
5. Sincerity/Commitment	77.18%	18.16%	2.27%	2.27%
6. Accessibility in and outside the class	83.99%	6.81%4.54%	4.54%	81.72%
7.Overall rating	81.72%	9.08%	4.54%	4.54%

TABLE-2

FEED BACK ON TEACHER

Name of teacher: Dr. H. R. Mondal
Name of Department: Education

Parameter	A Very good	B Good	C Satisfactory	D Unsatisfactory
1. Regularity in taking classes	79.745%	18.16%	2.27%	-
2. knowledge base i.e. knowledge on subject	68.10%	20.43%	9.08%	2.27%
3. Communication skill	72.64%	18.16%	4.54%	4.54%
4. Preparation for the class	72.64%	20.743%	4.54%	2.28%
5. Sincerity/Commitment	68.10%	22.70%	9.08%	-
6. Accessibility in and outside the class	77.18%	11.35%	6.81%	4.54%
7.Overall rating	77.18%	18.16%	-	4.54%

TABLE-2

FEED BACK ON TEACHER

Name of teacher: Dr. Jahangir Husain Alom

Name of Department: Education

Parameter	A Very good	B Good	C Satisfactory	D Unsatisfactory
1. Regularity in taking classes	90.80%	6.81%	2.27%	-
2. knowledge base i.e. knowledge on subject	79.45%	13.62%	4.54%	2.27%
3. Communication skill	79.745%	11.35%	4.545	4.54%
4. Preparation for the class	83.99%	13.62%	2.27%	-
5. Sincerity/Commitment	83.99%	4.54%	2.27%	9.08%
6. Accessibility in and outside the class	72.64%	20.43%	2.27%	4.54%
7.Overall rating	70.37%	20.43%	2.27%	6.81%

TABLE-2

FEED BACK ON TEACHER

Name of teacher: Sri Sudarshan Roy (Head) No. of Respondents--20
Name of Department: Political Science

Parameter	A Very good	B Good	C Satisfactory	D Unsatisfactory
1. Regularity in taking classes	75%	15%	5%	5%
2. knowledge base i.e. knowledge on subject	85%	10%	-	5%
3. Communication skill	75%	20%	-	5%
4. Preparation for the class	85%	5%	0%	10%
5. Sincerity/Commitment	75%	20%	5%	-
6. Accessibility in and outside the class	80%	10%	5%	5%
7.Overall rating	70%	15%	10%	5%

TABLE-2

FEED BACK ON TEACHER

Name of teacher: Dr. Razibul Alom
Name of Department: Political Science

Parameter	A Very good	B Good	C Satisfactory	D Unsatisfactory
1. Regularity in taking classes	55%	30%	5%	10%
2. knowledge base i.e. knowledge on subject	80%	15%	-	5%
3. Communication skill	85%	10%	-	5%
4. Preparation for the class	80%	15%	-	5%
5. Sincerity/Commitment	75%	15%	5%	5%
6. Accessibility in and outside the class	80%	15%	-	5%
7.Overall rating	75%	15%	-	10%

TABLE-2

FEED BACK ON TEACHER

Name of teacher: Sri Sopiql Islam
Name of Department: Political Science

Parameter	A Very good	B Good	C Satisfactory	D Unsatisfactory
1. Regularity in taking classes	90%	10%	-	-
2. knowledge base i.e. knowledge on subject	80%	20%	-	-
3. Communication skill	85%	15%	-	-
4. Preparation for the class	80%	15%	-	5%
5. Sincerity/Commitment	85%	5%	10%	-
6. Accessibility in and outside the class	75%	25%	-	-
7.Overall rating	85%	15%	-	-

TABLE-2

FEED BACK ON TEACHER

Name of teacher: Sri Abdul Motleb Mondal No. of Respondents--02
Name of Department: History

Parameter	A Very good	B Good	C Satisfactory	D Unsatisfactory
1. Regularity in taking classes	100%	-	-	-
2. knowledge base i.e. knowledge on subject	100%	-	-	-
3. Communication skill	100%	-	-	-
4. Preparation for the class	50%	50%-	-	-
5. Sincerity/Commitment	50%	50%-	-	-
6. Accessibility in and outside the class	100%	-	-	-
7.Overall rating	50%	50%-	-	-

TABLE-2

FEED BACK ON TEACHER

Name of teacher: Dr. Akabbar Ali Ahmed
Name of Department: History

Parameter	A Very good	B Good	C Satisfactory	D Unsatisfactory
1. Regularity in taking classes	-	100%	-	-
2. knowledge base i.e. knowledge on subject	100%	-	-	-
3. Communication skill	-	100%	-	-
4. Preparation for the class	100%	-	-	-
5. Sincerity/Commitment	50%	-	50%	-
6. Accessibility in and outside the class	-	50%	-	50%
7.Overall rating	-	50%	50%	-

TABLE-2

FEED BACK ON TEACHER

Name of teacher: Sri Rabindra Das (Head)
Name of Department: History

Parameter	A Very good	B Good	C Satisfactory	D Unsatisfactory
1. Regularity in taking classes	50%	-	50%	-
2. knowledge base i.e. knowledge on subject	-	100%	-	-
3. Communication skill	50%	-	50%	-
4. Preparation for the class	-	50%	-	50%
5. Sincerity/Commitment	100%	-	-	0
6. Accessibility in and outside the class	50%	-	50%	-
7.Overall rating	100%	-	-	-

TABLE-2

FEED BACK ON TEACHER

Name of teacher: Sri E. A. mondal
Name of Department: History

Parameter	A Very good	B Good	C Satisfactory	D Unsatisfactory
1. Regularity in taking classes	100%	-	-	-
2. knowledge base i.e. knowledge on subject	50%	50%	-	-
3. Communication skill	50%	50%	-	-
4. Preparation for the class	-	50%	50%	-
5. Sincerity/Commitment	50%	50%	-	--
6. Accessibility in and outside the class	50%	-	-	50%
7.Overall rating	50%	-	-	50%

TABLE-2

FEED BACK ON TEACHER

Name of teacher: Dr. Mausumi Bhattacharjee (Head) No. of Respondents--03
Name of Department: Sanskrit

Parameter	A Very good	B Good	C Satisfactory	D Unsatisfactory
1. Regularity in taking classes	100%	-	-	-
2. knowledge base i.e. knowledge on subject	100%	-	-	-
3. Communication skill	100%	-	-	-
4. Preparation for the class	100%	-	-	-
5. Sincerity/Commitment	100%	-	-	-
6. Accessibility in and outside the class	100%	-	-	-
7.Overall rating	100%	-	-	-

TABLE-2

FEED BACK ON TEACHER

Name of teacher: Sri C.S. Upadhyaya
Name of Department: Sanskrit

Parameter	A Very good	B Good	C Satisfactory	D Unsatisfactory
1. Regularity in taking classes	100%	-	-	-
2. knowledge base i.e. knowledge on subject	100%	-	-	-
3. Communication skill	100%	-	-	-
4. Preparation for the class	100%	-	-	-
5. Sincerity/Commitment	100%	-	-	-
6. Accessibility in and outside the class	100%	-	-	-
7.Overall rating	100%	-	-	-

TABLE-2

FEED BACK ON TEACHER

Name of teacher: Mrs. Rita Bora No. of Respondents--01
Name of Department: Philosophy

Parameter	A Very good	B Good	C Satisfactory	D Unsatisfactory
1. Regularity in taking classes	100%	-	-	-
2. knowledge base i.e. knowledge on subject	100%	-	-	-
3. Communication skill	100%	-	-	-
4. Preparation for the class	100%	-	-	-
5. Sincerity/Commitment	100%	-	-	-
6. Accessibility in and outside the class	100%	-	-	-
7.Overall rating	100%	-	-	-

TABLE-2

FEED BACK ON TEACHER

Name of teacher: Sri L. C. Nath
Name of Department: Philosophy

Parameter	A Very good	B Good	C Satisfactory	D Unsatisfactory
1. Regularity in taking classes	-	100%	-	-
2. knowledge base i.e. knowledge on subject	-	100%	-	-
3. Communication skill	-	100%	-	-
4. Preparation for the class	-	100%	-	-
5. Sincerity/Commitment	-	100%	-	-
6. Accessibility in and outside the class	-	100%	-	-
7.Overall rating	-	100%	-	-

TABLE-2

FEED BACK ON TEACHER

Name of teacher: Mrs. Nabanita Devi (Head)

Name of Department: Philosophy

Parameter	A Very good	B Good	C Satisfactory	D Unsatisfactory
1. Regularity in taking classes	100%	-	-	-
2. knowledge base i.e. knowledge on subject	100%	-	-	-
3. Communication skill	100%	-	-	-
4. Preparation for the class	100%	-	-	-
5. Sincerity/Commitment				
6. Accessibility in and outside the class	100%	-	-	-
7.Overall rating	100%	-	-	-

TABLE-2

FEED BACK ON TEACHER

Name of teacher: **Namita Pawegam**
Name of Department: **Philosophy**

Parameter	A Very good	B Good	C Satisfactory	D Unsatisfactory
1. Regularity in taking classes	100%	-	-	-
2. knowledge base i.e. knowledge on subject	100%	-	-	-
3. Communication skill	100%	-	-	-
4. Preparation for the class	100%	-	-	-
5. Sincerity/Commitment	100%	-	-	-
6. Accessibility in and outside the class	100%	-	-	-
7.Overall rating	100%	-	-	-

TABLE-2

FEED BACK ON TEACHER

Name of teacher: **Yasmin Nasima Parvin**
Name of Department: **Philosophy**

Parameter	A Very good	B Good	C Satisfactory	D Unsatisfactory
1. Regularity in taking classes	100%	-	-	-
2. knowledge base i.e. knowledge on subject	100%	-	-	-
3. Communication skill	100%	-	-	-
4. Preparation for the class	100%	-	-	-
5. Sincerity/Commitment	100%	-	-	-
6. Accessibility in and outside the class	100%	-	-	-
7.Overall rating	100%	-	-	-

TABLE-2

FEED BACK ON TEACHER

Name of teacher: Sri Abdullah No. of Respondents--19
Name of Department: Arabic

Parameter	A Very good	B Good	C Satisfactory	D Unsatisfactory
1. Regularity in taking classes	43.08%	42.08%	15.78%	-
2. knowledge base i.e. knowledge on subject	31.56%	57.86%	10.52%	-
3. Communication skill	26.30%	63.12%	10.52%	-
4. Preparation for the class	15.78%	63.12%	15.78%	5.26%
5. Sincerity/Commitment	26.30%	52.60%	21.40%	-
6. Accessibility in and outside the class	31.56%	52.60%	15.78%	-
7.Overall rating	26.30%	63.12%	10.52%	-

TABLE-2

FEED BACK ON TEACHER

Name of teacher: Dr. Atowar Rahman
Name of Department: Arabic

Parameter	A Very good	B Good	C Satisfactory	D Unsatisfactory
%	84.16%	15.78%	-	-
2. knowledge base i.e. knowledge on subject	63.12%	36.82%	-	-
3. Communication skill	26.30%	73.64%	-	-
4. Preparation for the class	63.12%	31.56%	5.26%	-
5. Sincerity/Commitment	47.34%	52.60%	-	-
6. Accessibility in and outside the class	47.34%	47.34%	5.26%	-
7.Overall rating	57.86%	36.82%	5.26%	-

TABLE-2

FEED BACK ON TEACHER

Name of teacher: Dr. Mohan Roy (Head) No. of Respondents--01
Name of Department: Hindi

Parameter	A Very good	B Good	C Satisfactory	D Unsatisfactory
1. Regularity in taking classes	100%	-	-	-
2. knowledge base i.e. knowledge on subject	100%	-	-	-
3. Communication skill	100%	-	-	-
4. Preparation for the class	100%	-	-	-
5. Sincerity/Commitment	100%	-	-	-
6. Accessibility in and outside the class	100%	-	-	-
7.Overall rating	100%	-	-	-

TABLE-2

FEED BACK ON TEACHER

Name of teacher: Mrs. S.S. Roy
Name of Department: Hindi

Parameter	A Very good	B Good	C Satisfactory	D Unsatisfactory
1. Regularity in taking classes	100%	-	-	-
2. knowledge base i.e. knowledge on subject	100%	-	-	-
3. Communication skill	100%	-	-	-
4. Preparation for the class	100%	-	-	-
5. Sincerity/Commitment	100%	-	-	-
6. Accessibility in and outside the class	100%	-	-	-
7.Overall rating	100%	-	-	-

TABLE-2

FEED BACK ON TEACHER

Name of teacher: Mrs. Dipa Ghosh (Head) No. of Respondents--01
Name of Department: Bengali

Parameter	A Very good	B Good	C Satisfactory	D Unsatisfactory
1. Regularity in taking classes	-	-	100%	-
2. knowledge base i.e. knowledge on subject	-	-	100%	-
3. Communication skill	-	-	100%	-
4. Preparation for the class	-	100%	-	-
5. Sincerity/Commitment	-	-	-	100%
6. Accessibility in and outside the class	-	-	-	100%
7.Overall rating	-	-	100%	-

TABLE-2

FEED BACK ON TEACHER

Name of teacher: Ms. Nirmita Nath
Name of Department: Bengali

Parameter	A Very good	B Good	C Satisfactory	D Unsatisfactory
1. Regularity in taking classes	100%	0	0	0
2. knowledge base i.e. knowledge on subject	100%	0	0	0
3. Communication skill	100%	0	0	0
4. Preparation for the class	100%	0	0	0
5. Sincerity/Commitment	100%	0	0	0
6. Accessibility in and outside the class	100%	0	0	0
7.Overall rating	100%	0	0	0

TABLE-3

Overall Evaluation of the college (Response of the students in percentage)

Sl. No.	Questions put to students item wise	(a)	(b)	(c)	(d)
1	The syllabus of each course was	14.04%	9.36%	7.20%	1.44%
2	How much of the syllabus was covered in the class	25.20%	42.84%	14.40%	6.84%
3	Whether the subjects offered by the college is	18.36%	52.20%	16.20%	5.40%
4	Unit test held were	39.60%	27.00%	10.80%	3.24%
5	How far the unit tests help to improve your studies	38.16%	33.48%	14.76%	5.04%
6	Teacher students relationship of the college	36.36%	31.68%	15.48%	6.12%
7	Library service provided by the college is	21.60%	37.44%	18.36%	10.44%
8	Availability of library resources (books and other study materials)	16.56%	44.64%	16.92%	9.36%
9	Service provided by the college office is	15.84%	35.28%	25.92%	15.84%
10	Drinking water and toilet facility provided by the college is	13.32%	42.84%	18.36%	13.32%
11	Facilities for extracurricular activities are	11.88%	41.76%	23.04%	6.48%