

B N College, Dhubri


REPORT


on

**STUDENTS FEEDBACK
SESSION 2017---2018**

Prepared By

**Dr. Nityananda Barman, M.Sc, Ph.D.
Department of Statistics
B.N. College, Dhubri**





Principal
B. N. College, Dhubri

Feedback on Evaluation of College

Sl. No.	Particulars	Adequate	Inadequate	Challenging	Dull
1	The Syllabus of Each Course was	72.04	18.00	10.06	--
2	How much of the Syllabus was covered in the class	52.45	40.00	8.55	--
3	Whether the subject offered by the college is	43.75	57.25	--	--
4	Unit test held were	88.25	11.75	--	--
5	How far the unit tests help to improve your studies	54.21	46.79	--	--
6	Teacher student relationship of the college is	62.30	27.70	10	--
7	Library service provided by the college is	56.45	24.55	20.00	--
8	Availability of Library Resources	37.20	50.45	12.45	--
9	Service provided by the College is	35.09	45.91	20.0	
10	Drinking Water and toilet facility provided by the college is	27.54	39.21	14.01	19.74
11	Facilities for extra curricular activities	26.54	52.36	12.09	9.1

TABLE-I
FEED BACK ON COURSE CONTENT
(Percentage of students)

Parameter	A Very good	B Good	C Satisfactory	D Unsatisfactory
1. Extent of coverage of course	46.72%	41.98%	8.89%	2.56%
2. Applicability/relevance to the real life situations	38.85%	45.82%	13.06%	2.94%
3. Learning value (in terms of knowledge and skills)	49.73%	37.38%	11.12%	1.43%
4. Overall rating	43.10%	45.31%	9.82%	1.82%


Principal,
B.N. College, Dhule

REPORT ON STUDENTS FEED-BACK FOR THE SESSION 2017-18

INTRODUCTION:

Student feedback was taken from the students of both science and arts faculty specially having major subjects for the academic session 2017-18

OBJECTIVE OF THE STUDENT FEEDBACK:

The main objective of the study was to know about the following parameters and to improve / arrangement of them on the basis of the response or answers received from the students.

The following points were included in the student feedback form:

1. To study the extent of coverage of course
2. To study the applicability /relevance to real life situation
3. To study the following points /parameters on teachers
(a) Regularity in taking classes, (b) Knowledge base, (c) Communication skill (d) Preparation for the class, (e) Sincerity/commitment (f) Accessibility in and outside the class etc.
4. To study the overall view of the student on the basis of the following points/ parameters
(a) The syllabus of each course
(b) How much of the syllabus was covered in the class
(c) Subjects offered by the college
(d) How far the unit test help to improve their studies
(e) About the library service provided by the college
(f) Availability of library resources
(g) Service provided by the college office
(h) Comment on drinking water and toilet facility provided by the college
(i) Facilities for extra-curricular activities
(j) To know about the teacher-student relationship

METHODOLOGY

The study was conducted by using questionnaire method. For this purpose a questionnaire was prepared including the points mentioned in the objectives of the study. There were 62 students from which feedback were taken. The data so collected were properly scrutinized and very careful statistical analysis of the survey is made. Students were directed to rate the teachers on for different rating scale

Rating Scale	Description
A	Very Good
B	Good
C	Satisfactory
D	Unsatisfactory

Feedback on Teacher Department of Economics

Name of the Teacher	Parameters	Grades (in Percentage)			
		A	B	C	D
1. A. M.M,M Rahman	1. Regularity in taking Classes	36.84	36.84	21.05	5.27
	2. Knowledge base on subject	76.31	21.06	2.63	--
	3. Communication skill	68.42	23.68	7.89	--
	4. Preparation for the Class	60.52	36.84	2.63	--
	5. Sincerity/Commitment	73.68	21.05	2.63	--
	6. Accessibility in and outside the class	68.42	26.31	2.63	2.63
	7. Overall rating	63.15	31.58	5.27	--
2. Abu Tahirul Hoque	Parameters	Grades (in Percentage)			
		A	B	C	D
	1. Regularity in taking Classes	5.26	28.94	44.73	21.05
	2. Knowledge base on subject	7.89	36.84	47.36	5.26
	3. Communication skill	36.84	36.84	34.21	--
	4. Preparation for the Class	15.78	42.10	31.57	10.05
	5. Sincerity/Commitment	23.68	26.31	39.47	21.05
6. Accessibility in and outside the class	13.15	31.57	39.47	15.78	
7. Overall rating	10.52	36.84	42.10	10.52	
3. Abdul Awal Sarkar	Parameters	Grades (in Percentage)			
		A	B	C	D
	1. Regularity in taking Classes	55.26	36.84	7.89	--
	2. Knowledge base on subject	42.10	44.73	13.15	--
	3. Communication skill	47.36	26.31	26.31	--
	4. Preparation for the Class	52.26	36.84	10.52	2.63
	5. Sincerity/Commitment	42.10	36.84	15.78	5.26
6. Accessibility in and outside the class	36.84	42.10	21.05	--	
7. Overall rating	44.73	34.21	21.05	--	
4. Sumit Dey	Parameters	Grades (in Percentage)			
		A	B	C	D
	1. Regularity in taking Classes	76.31	21.05	2.63	--
	2. Knowledge base on subject	84.21	10.52	5.26	--
	3. Communication skill	60.52	21.052	18.42	--
	4. Preparation for the Class	73.68	21.052 21.05 63	5.2631 5.26 58	--
	5. Sincerity/Commitment	68.42	28.94	2.63	--
6. Accessibility in and outside the class	68.42	18.42	13.15	--	
7. Overall rating	73.68	5.2631 21.05 58	5.26	--	

Feedback on Teacher Department of Statistics

Name of the Teacher	Parameters	Grades (in Percentage)			
		A	B	C	D
1. Prof. B. K Sharma	1. Regularity in taking Classes	100	--	--	--
	2. Knowledge base on subject	92.85	7.15	--	--
	3. Communication skill	100	--	--	--
	4. Preparation for the Class	92.86	7.14	--	--
	5. Sincerity/Commitment	100	--	--	--
	6. Accessibility in and outside the class	78.57	21.42	--	---
	7. Overall rating	92.85	7.15	--	--
2. Prof. N. Barman	Parameters	Grades (in Percentage)			
		A	B	C	D
	1. Regularity in taking Classes	78.58	21.42	--	--
	2. Knowledge base on subject	78.58	21.42	--	--
	3. Communication skill	42.85	42.85	14.28	--
	4. Preparation for the Class	78.58	21.42	--	--
	5. Sincerity/Commitment	71.42	28.57	--	--
6. Accessibility in and outside the class	78.58	21.42	--	--	
7. Overall rating	78.58	21.42	--	--	
3. Prof. Moinur Rahman	Parameters	Grades (in Percentage)			
		A	B	C	D
	1. Regularity in taking Classes	100			--
	2. Knowledge base on subject	85.71	14.29	--	--
	3. Communication skill	100	--	--	--
	4. Preparation for the Class	85.71	14.29	--	--
	5. Sincerity/Commitment	92.85	7.15	--	--
6. Accessibility in and outside the class	85.71	14.29	--	--	
7. Overall rating	92.85	7.15	--	--	

Feedback on Teacher Department of Botany

Name of the Teacher	Parameters	Grades (in Percentage)			
		A	B	C	D
1. Dr. Nabami Basumatery	1. Regularity in taking Classes	90.09	8.91	0.99	--
	2. Knowledge base on subject	96.03	3.97	--	--
	3. Communication skill	81.18	16.83	1.98	--
	4. Preparation for the Class	89.10	10.90	--	--
	5. Sincerity/Commitment	77.12	12.78	10	--
	6. Accessibility in and outside the class	79.20	17.82	1.98	--
	7. Overall rating	94.05	3.96	1.98	--
2.P.K Misra	Parameters	Grades (in Percentage)			
		A	B	C	D
	1. Regularity in taking Classes	57.89	31.57	10.57	--
	2. Knowledge base on subject	92.63	7.37	--	--
	3. Communication skill	86.31	12.63	1.05	--
	4. Preparation for the Class	78.94	14.73	6.31	--
	5. Sincerity/Commitment	72.63	17.89	9.47	
6. Accessibility in and outside the class	69.47	27.36	5.26	3.15	
7. Overall rating	70.52	23.15	5.26	--	
3.P.K Sharma	Parameters	Grades (in Percentage)			
		A	B	C	D
	1. Regularity in taking Classes	64.70	26.47	8.82	--
	2. Knowledge base on subject	84.31	11.76	3.92	--
	3. Communication skill	59.80	30.39	8.82	--
	4. Preparation for the Class	59.80	17.64	3.92	--
	5. Sincerity/Commitment	71.56	23.52	3.92	--
6. Accessibility in and outside the class	73.52	13.26	3.92	--	
7. Overall rating	73.52	17.64	6.82	--	
4..Manoshi Boruah	Parameters	Grades (in Percentage)-			
		A	B	C	D
	1. Regularity in taking Classes	100	--	--	--
	2. Knowledge base on subject	77.31	22.68	--	--
	3. Communication skill	79.16	20.83	--	--
	4. Preparation for the Class	88.50	11.50	--	--
	5. Sincerity/Commitment	85.41	12.5	2.08	--
6. Accessibility in and outside the class	84.04	11.70	3.19	1.06	
7. Overall rating	88.29	9.57	2.12	1.06	

5..N.N Das	Parameters	Grades (in Percentage)-			
		A	B	C	D
	1. Regularity in taking Classes	100	--	--	--
	2. Knowledge base on subject	100	--	--	--
	3.Communication skill	93.33	6.67	--	--
	4.Preparation for the Class	80	20	--	--
	5. Sincerity/Commitment	80	20	--	--
	6. Accessibility in and outside the class	93.33	6.67	--	--
	7.Overall rating	93.33	6.67	--	--

Feedback on Teacher

Department of Hindi

Name of the Teacher	Parameters	Grades (in Percentage)			
		A	B	C	D
1. Prof. M. Roy	1. Regularity in taking Classes	100	--	--	--
	2. Knowledge base on subject	71.42	28.57	--	--
	3.Communication skill	92.85	7.15	--	--
	4.Preparation for the Class	92.86	7.14	--	--
	5. Sincerity/Commitment	64.29	35.71	--	--
	6. Accessibility in and outside the class	92.85	7.15	--	---
	7.Overall rating	100	--	--	--
2.Prof. S Singh Roy	Parameters	Grades (in Percentage)			
		A	B	C	D
	1. Regularity in taking Classes	100	21.42	--	--
	2. Knowledge base on subject	57.14	42.85	--	--
	3.Communication skill	85.71	14.29	--	--
	4.Preparation for the Class	57.14	42.85	--	--
	5. Sincerity/Commitment	85.71	14.29	--	--
6. Accessibility in and outside the class	85.71	14.29	--	--	

Feedback on Teacher
Department of Commerce

Name of the Teacher	Parameters	Grades (in Percentage)			
		A	B	C	D
1. Shahidur Rahman	1. Regularity in taking Classes	66.67	33.33	--	--
	2. Knowledge base on subject	60	26.66	6.66	6.66
	3. Communication skill	41.66	50	8.33	--
	4. Preparation for the Class	60	33.33	6.67	--
	5. Sincerity/Commitment	26.67	60	13.33	--
	6. Accessibility in and outside the class	41.66	50	8.33	--
	7. Overall rating	57.14	35.71	7.14	--
2. Rajdeep Chakarabartty	Parameters	Grades (in Percentage)			
		A	B	C	D
	1. Regularity in taking Classes	80	20	--	--
	2. Knowledge base on subject	80	20	--	--
	3. Communication skill	60	20	13.33	6.66
	4. Preparation for the Class	73.33	26.67	--	--
	5. Sincerity/Commitment	78	22	--	--
6. Accessibility in and outside the class	42.85	50	14.28	--	
7. Overall rating	50	50		--	
3. Sudip Ghosh	Parameters	Grades (in Percentage)			
		A	B	C	D
	1. Regularity in taking Classes	60	40		--
	2. Knowledge base on subject	80	20		--
	3. Communication skill	85	15		--
	4. Preparation for the Class	73.33	26.67		--
	5. Sincerity/Commitment	66.67	33.33		--
6. Accessibility in and outside the class	40	46.66	13.33	--	
7. Overall rating	78.57	21.43	--	--	
4. Sofia Sultana	Parameters	Grades (in Percentage)			
		A	B	C	D
	1. Regularity in taking Classes	66.67	33.33	--	--
	2. Knowledge base on subject	78.57	21.43	--	--
	3. Communication skill	86.66	6.66	6.66	--
	4. Preparation for the Class	60	40	--	--
5. Sincerity/Commitment	60	40	--	--	
6. Accessibility in and outside the class	64.28	28.57	7.14	--	

Feedback on Teacher
Department of English

Name of the Teacher	Parameters	Grades (in Percentage)			
		A	B	C	D
1. S.A. Mondal	1. Regularity in taking Classes	96.87	3.13	--	--
	2. Knowledge base on subject	84.37	12.5	1.56	1.56
	3. Communication skill	51.56	42.18	4.68	1.56
	4. Preparation for the Class	81.25	15.62	--	3.12
	5. Sincerity/Commitment	84.37	14.06	--	1.56
	6. Accessibility in and outside the class	75	20	1.85	3.15
	7. Overall rating	73.43	20.31	3.12	3.12
2. Nur Hussain	Parameters				
		A	B	C	D
	1. Regularity in taking Classes	96.87	1.50	1.50	--
	2. Knowledge base on subject	79.68	20.31	--	--
	3. Communication skill	60.93	39.06	--	--
	4. Preparation for the Class	81.25	15.625		3.125
	5. Sincerity/Commitment	75	23.43		1.56
6. Accessibility in and outside the class	73.43	17.18	6.25	3.12	
7. Overall rating	78.12	15.62	3.12	3.12	
3. D Mollick	Parameters	Grades (in Percentage)			
		A	B	C	D
	1. Regularity in taking Classes	92.18	6.25	1.56	1.56
	2. Knowledge base on subject	79.68	14.06	1.56	4.68
	3. Communication skill	84.37	9.37	3.12	3.12
	4. Preparation for the Class	90.62	7.81	3.12	1.56
	5. Sincerity/Commitment	82.81	12.5	1.56	4.68
6. Accessibility in and outside the class	82.18	12.5	1.56	3.12	
7. Overall rating	76.56	14.06	7.81	1.56	
4. Nazia Zaman	Parameters	Grades (in Percentage)			
		A	B	C	D
	1. Regularity in taking Classes	85.93	6.25	3.12	4.68
	2. Knowledge base on subject	76.56	20.31	--	3.12
	3. Communication skill	67.18	32.81	--	--
	4. Preparation for the Class	67.18	32.19	--	--
5. Sincerity/Commitment	81.25	15.62	1.56	1.56	
6. Accessibility in and outside the class	78.12	15.62	4.68	1.56	

Name of the Teacher	Parameters	Grades (in Percentage)			
		A	B	C	D
5. Ripma Khatun	1. Regularity in taking Classes	90.62	6.25	3.12	--
	2. Knowledge base on subject	43.75	34.37	18.75	3.12
	3. Communication skill	40.62	43.75	12.5	3.12
	4. Preparation for the Class	50	40.62	6.25	3.12
	5. Sincerity/Commitment	51.56	37.5	9.27	1.56
	6. Accessibility in and outside the class	68.75	21.87	6.25	3.12
	7. Overall rating	45.31	39.06	6.25	9.37
6. Mofidul Islam Sarkar	Parameters	Grades (in Percentage)			
		A	B	C	D
	1. Regularity in taking Classes	92.18	4.68	3.12	
	2. Knowledge base on subject	56.25	34.37	4.68	4.68
	3. Communication skill	48.43	35.93	9.37	6.25
	4. Preparation for the Class	65.62	23.43	7.89	
	5. Sincerity/Commitment	54.68	35.93	4.68	4.68
6. Accessibility in and outside the class	67.18	46.87	7.81	4.68	
7. Overall rating	67.28	33.72	--	--	

Feedback on Teacher
Department of Biotechnology

Name of Teacher	Parameters	Grades (in Percentage)			
		A	B	C	D
1. P. K Mishra	1. Regularity in taking Classes	31.81	54.54	9.09	4.54
	2. Knowledge base on subject	86.36	13.63	--	--
	3. Communication skill	40.90	55.54	4.54	--
	4. Preparation for the Class	63.63	27.27	9.09	--
	5. Sincerity/Commitment	77.27	18.18	4.54	--
	6. Accessibility in and outside the class	72.72	27.27	--	--
	7. Overall rating	72.72	13.63	13.63	

2.Shahi Rizbi	Parameters	Grades (in Percentage)			
		A	B	C	D
	1. Regularity in taking Classes	76.74	18.60	4.65	--
	2. Knowledge base on subject	93.02	4.65	--	--
	3.Communication skill	76.74	20.93	2.32	--
	4.Preparation for the Class	74.41	20.93	2.32	2.32
	5. Sincerity/Commitment	81.39	13.95	2.32	4.65
	6. Accessibility in and outside the class	79.06	13.95	6.97	--
	7.Overall rating	81.39	13.95	4.65	--
3.. Arjina Parbin Sarkar	Parameters	Grades (in Percentage)			
		A	B	C	D
	1. Regularity in taking Classes	100	--		
	2. Knowledge base on subject	100	--		
	3.Communication skill	90	10		
	4.Preparation for the Class	93.02	6.97		
	5. Sincerity/Commitment	93.02	6.97		
	6. Accessibility in and outside the class	93.02	6.97		
	7.Overall rating	93.02	6.97		
4. Manjit Roy	Parameters	Grades (in Percentage)			
		A	B	C	D
	1. Regularity in taking Classes	86.04	9.30	4.65	--
	2. Knowledge base on subject	97.67	2.32	--	--
	3.Communication skill	81.39	13.95	4.65	--
	4.Preparation for the Class	83.72	13.95	2.32	--
	5. Sincerity/Commitment	83.72	13.95	2.32	--
	6. Accessibility in and outside the class	83.72	13.95	2.32	--
	7.Overall rating	83.72	13.95	2.32	--

Feedback on Teacher
Department of Mathematics

Name of the Teacher	Parameters	Grades (in Percentage)			
		A	B	C	D
1. T. C Das	1. Regularity in taking Classes	73.91	24.63	1.44	
	2. Knowledge base on subject	17.39	43.47	26.08	
	3. Communication skill	14.49	46.37	24.68	14.49
	4. Preparation for the Class	24.63	40.57	27.53	7.24
	5. Sincerity/Commitment	30.43	40.57	24.63	4.34
	6. Accessibility in and outside the class	26.08	43.47	21.73	8.69
	7. Overall rating	11.59	56.52	13.04	15.94
2. Ekramul Hoque	Parameters	Grades (in Percentage)			
		A	B	C	D
	1. Regularity in taking Classes	82.60	8.69	4.34	--
	2. Knowledge base on subject	72.36	27.64	--	--
	3. Communication skill	65	35	--	--
	4. Preparation for the Class	60	24.36	14.64	
	5. Sincerity/Commitment	72.27	27.73	-	
6. Accessibility in and outside the class	72.46	21.73	4.34		
7. Overall rating	69.56	23.18	5.79		
3. Ziyarul Hoque	Parameters	Grades (in Percentage)			
		A	B	C	D
	1. Regularity in taking Classes	71.01	23.18	5.79	1.44
	2. Knowledge base on subject	72.36	27.64		
	3. Communication skill	73.91	24.63	1.44	
	4. Preparation for the Class	14.36	72.36	6.66	
	5. Sincerity/Commitment	79.06	13.95	6.97	
6. Accessibility in and outside the class	65	35			
7. Overall rating	30.43	39.13	23.18	7.23	
4. Shazahan Hussain Sarkar	Parameters	Grades (in Percentage)			
		A	B	C	D
	1. Regularity in taking Classes	98.57	1.42		
	2. Knowledge base on subject	65.71	25.71	5.74	
	3. Communication skill	79.06	13.95	6.97	
	4. Preparation for the Class	78.57	18.57	2.85	
	5. Sincerity/Commitment	73.91	24.63	1.44	
7. Overall	62.85	27.14	7.14	1.14	

	Parameters	Grades (in Percentage)			
		A	B	C	D
5.Prof.Abdul Baten	1. Regularity in taking Classes	84.28	11.42	2.85	--
	2. Knowledge base on subject	82.60	8.69	4.34	--
	3.Communication skill	78.57	18.57	2.85	--
	4.Preparation for the Class	78.57	18.57	2.85	--
	5. Sincerity/Commitment	46.67	42.38	11.39	--
	7. Overall	47.14	42.85	8.57	--

Feedback on Teacher

Department of Zoology

Name of the Teacher	Parameters	Grades (in Percentage)			
		A	B	C	D
1. Azad Ali	1. Regularity in taking Classes	54.94	39.56	4.39	1.09
	2. Knowledge base on subject	76.08	21.73	1.08	
	3.Communication skill	63.04	13.43	5.43	
	4.Preparation for the Class	61.23	39.77	--	--
	5. Sincerity/Commitment	78.57	18.57	2.85	--
	6. Accessibility in and outside the class	82.60	8.69	4.34	--
	7.Overall rating	72.52	23.07	4.19	
2.Dr Santonu Sharma	Parameters	Grades (in Percentage)			
		A	B	C	D
	1. Regularity in taking Classes	89.01	10.99		--
	2. Knowledge base on subject	78.57	18.57	2.85	--
	3.Communication skill	78.57	18.57	2.85	--
	4.Preparation for the Class	73.91	24.63	1.44	
	5. Sincerity/Commitment	83.72	13.95	2.32	
	6. Accessibility in and outside the class	69.56	23.18	5.79	--
7.Overall rating	75.82	19.78	5.29		
3.Mitali Ghosh Paul	Parameters	Grades (in Percentage)			
		A	B	C	D
	1. Regularity in taking Classes	75.82	23.07	1.09	--
	2. Knowledge base on subject	68.13	31.86	1.08	
	3.Communication skill	73.91	24.63	1.44	
	4.Preparation for the Class	68.13	31.86	1.08	
	5. Sincerity/Commitment	74	26		
	6. Accessibility in and outside the class	54.94	39.56	4.39	
7.Overall rating	79.12	19.78	1.09		

4.Samuel Sheikh	Parameters	Grades (in Percentage)			
		A	B	C	D
	1. Regularity in taking Classes	89.01	10.99		--
	2. Knowledge base on subject	78.57	18.57	2.85	--
	3.Communication skill	78.57	18.57	2.85	--
	4.Preparation for the Class	73.91	24.63	1.44	--
	5. Sincerity/Commitment	83.72	13.95	2.32	
	6. Accessibility in and outside the class	69.56	23.18	5.79	--
	7.Overall rating	75.82	19.78	5.29	
5.Bhobesh Nath	Parameters	Grades (in Percentage)			
		A	B	C	D
	1. Regularity in taking Classes	41.75	29.67	15.38	13.18
	2. Knowledge base on subject	70.32	90.78	7.69	2.19
	3.Communication skill	76.56	20.31	--	3.12
	4.Preparation for the Class	67.18	32.81	--	--
	5. Sincerity/Commitment	67.18	32.19	--	--
	6. Accessibility in and outside the class	69.56	23.18	5.79	
	7.Overall rating	52.74	27.47	12.08	7.69

Feedback on Teacher Department of B. Voc

Name of the Teacher	Parameters	Grades (in Percentage)			
		A	B	C	D
1. Begum Mehtaz Shirin	1. Regularity in taking Classes	100			
	2. Knowledge base on subject	100			
	3.Communication skill	100			
	4.Preparation for the Class	90	10		
	5. Sincerity/Commitment	100			
	6. Accessibility in and outside the class	80	20		
	7.Overall rating	77.77	22.22		
2.Prof Prosenjith Nath	Parameters	Grades (in Percentage)			
		A	B	C	D
	1. Regularity in taking Classes	100			--
	2. Knowledge base on subject	44.44	44.44	11.11	--
	3.Communication skill	25	12.5	25	37.5
	4.Preparation for the Class	62.5	25	12.5	12.5
	5. Sincerity/Commitment	62.5	37.5	--	12.5
	6. Accessibility in and outside the class	14.28	28.57	28.57	28.57
	7.Overall rating	69.56	23.18	5.79	

Feedback on Teacher

Department of Political Science

Name of the Teacher	Parameters	Grades (in Percentage)			
		A	B	C	D
1. Sudarshan Roy	1. Regularity in taking Classes	50	43.33	3.67	--
	2. Knowledge base on subject	50	43.33	3.67	--
	3. Communication skill	50	43.33	3.67	--
	4. Preparation for the Class	50	43.33	--	3.67
	5. Sincerity/Commitment	50	43.33	5	1.66
	6. Accessibility in and outside the class	50	43.33	6.66	--
	7. Overall rating	50	43.33	6.66	
2. Dr Rezibul Alom	Parameters	Grades (in Percentage)			
		A	B	C	D
	1. Regularity in taking Classes	50	43.33	3.67	--
	2. Knowledge base on subject	50	43.33	3.67	--
	3. Communication skill	50	43.33	3.67	--
	4. Preparation for the Class	50	43.33	--	3.67
	5. Sincerity/Commitment	50	43.33	5	1.66
6. Accessibility in and outside the class	50	43.33	6.66	--	
7. Overall rating	50	43.33	6.66		
3. G.C Roy	Parameters	Grades (in Percentage)			
		A	B	C	D
	1. Regularity in taking Classes	50	48.33		1.67
	2. Knowledge base on subject	50	46.66	3.67	--
	3. Communication skill	50	43.33	3.67	--
	4. Preparation for the Class	50	43.33	3.33	3.33
	5. Sincerity/Commitment	50	43.33	5	1.66
6. Accessibility in and outside the class	50	43.33	6.66	--	
7. Overall rating	50	43.33	6.66		
4. Bithika Nandi	Parameters	Grades (in Percentage)			
		A	B	C	D
	1. Regularity in taking Classes	50	48.33		1.67
	2. Knowledge base on subject	50	46.66	3.33	--
	3. Communication skill	50	43.33	3.67	--
	4. Preparation for the Class	50	45	5	
	5. Sincerity/Commitment	50	43.33	5	1.66
6. Accessibility in and outside the class	50	45	5	--	
7. Overall rating	50	43.33	6.66		

Feedback on Teacher

Department of Computer Science

Name of the Teacher	Parameters	Grades (in Percentage)			
		A	B	C	D
1. Jenib Firdosi	1. Regularity in taking Classes	100	--	--	
	2. Knowledge base on subject	62.5	37.5	--	--
	3. Communication skill	62.5	37.5	--	--
	4. Preparation for the Class	75	25	--	--
	5. Sincerity/Commitment	75	25	--	--
	6. Accessibility in and outside the class	62.5	37.5	--	--
	7. Overall rating	87.5	12.5	--	--
2. Moffazur Rahman	Parameters	Grades (in Percentage)			
		A	B	C	D
	1. Regularity in taking Classes	50	37.5	12.5	--
	2. Knowledge base on subject	50	12.5	37.5	--
	3. Communication skill	37.5	37.5	25	--
	4. Preparation for the Class	62.5	12.5	25	--
	5. Sincerity/Commitment	62.5	37.5	--	--
	6. Accessibility in and outside the class	62.5	25	12.5	--
7. Overall rating	50	25	25	--	

Feedback on Teacher

BCA

Name of the Teacher	Parameters	Grades (in Percentage)			
		A	B	C	D
1. Jenib Firdosi	1. Regularity in taking Classes	100	--	--	
	2. Knowledge base on subject	100	--	--	--
	3. Communication skill	100	--	--	--
	4. Preparation for the Class	100	--	--	--
	5. Sincerity/Commitment	100	-	--	--
	6. Accessibility in and outside the class	50	50	--	--
	7. Overall rating	100	--	--	--

2. Mofazzur Rahman	Parameters	Grades (in Percentage)			
		A	B	C	D
	1. Regularity in taking Classes	50	25	25	--
	2. Knowledge base on subject	50	50	--	--
	3. Communication skill	50	50	---	--
	4. Preparation for the Class	--	50	50	--
	5. Sincerity/Commitment		100	--	--
	6. Accessibility in and outside the class	50	50	--	--
	7. Overall rating	50	50	--	--
4. Raisul Alom Hussain	Parameters	Grades (in Percentage)			
		A	B	C	D
	1. Regularity in taking Classes	100	--	--	--
	2. Knowledge base on subject	75	25	--	--
	3. Communication skill	100	--	--	--
	4. Preparation for the Class	100	--	--	--
	5. Sincerity/Commitment	75	25	--	--
	6. Accessibility in and outside the class	50	50	--	--
	7. Overall rating	75	25		--

Feedback on Teacher

Department of Assamese

Name of the Teacher	Parameters	Grades (in Percentage)			
		A	B	C	D
1. Baby Borah	1. Regularity in taking Classes	36.84	47.36	15.78	--
	2. Knowledge base on subject	68.42	21.05	10.52	--
	3. Communication skill	63.15	36.84	--	--
	4. Preparation for the Class	94.73	5.26	--	--
	5. Sincerity/Commitment	68.42	21.05	10.52	--
	6. Accessibility in and outside the class	68.42	26.31	5.36	--
	7. Overall rating	89.47	5.26	5.26	
	2. Upendrajeet Sharma	Parameters	Grades (in Percentage)		
A			B	C	D
1. Regularity in taking Classes		73.69	26.31	--	--
2. Knowledge base on subject		89.47	10.53		--
3. Communication skill		89.47	5.26	5.26	
4. Preparation for the Class		89.47	10.52		
5. Sincerity/Commitment		89.47	10.52		
6. Accessibility in and		89.47	10.52		

	outside the class				
	7.Overall rating	94.73	5.26		
2.K. K Das	Parameters	Grades (in Percentage)			
		A	B	C	D
	1. Regularity in taking Classes	100	--	--	--
	2. Knowledge base on subject	100	--	--	--
	3.Communication skill	94.73	5.26	--	--
	4.Preparation for the Class	100	--	--	--
	5. Sincerity/Commitment	100	--	--	--
	6. Accessibility in and outside the class	100	--	--	--
	7.Overall rating	84.21	15.78	--	--
3. Aloka Sharma	Parameters	Grades (in Percentage)			
		A	B	C	D
	1. Regularity in taking Classes	94.73	5.26	--	--
	2. Knowledge base on subject	94.73	5.26	--	--
	3.Communication skill	84.21	15.78	--	--
	4.Preparation for the Class	94.73	--	--	5.26
	5. Sincerity/Commitment	100	--	--	--
	6. Accessibility in and outside the class	78.94	21.06	--	--
	7.Overall rating	89.47	10.52		
5. Poli Bezboruah	Parameters	Grades (in Percentage)			
		A	B	C	D
	1. Regularity in taking Classes	47.36	52.54	--	--
	2. Knowledge base on subject	--	78.94	21.06	--
	3.Communication skill	78.94	21.06		
	4.Preparation for the Class	84.21	15.78		
	5. Sincerity/Commitment	84.21	10.52	5.26	
	6. Accessibility in and outside the class	73.68	21.05	5.26	
	7.Overall rating	57.89	42.10		
6. Arjuma Nasrin Sarkar	Parameters	Grades (in Percentage)			
		A	B	C	D
	1. Regularity in taking Classes	100			--
	2. Knowledge base on subject	89.48	10.52		--
	3.Communication skill	100			
	4.Preparation for the Class	94.73	5.26		
	5. Sincerity/Commitment	89.47	10.52		
	6. Accessibility in and outside the class	89.47	10.52		
	7.Overall rating	94.73	5.26		

Feedback on Teacher
Department of History

Name of the Teacher	Parameters	Grades (in Percentage)			
		A	B	C	D
1. Akabar Ali Ahmed	1. Regularity in taking Classes	82.60	8.69	4.34	--
	2. Knowledge base on subject	100	--	--	--
	3. Communication skill	60.86	39.14	--	--
	4. Preparation for the Class	82.60	17.40	--	--
	5. Sincerity/Commitment	68.20	32.80	--	--
	6. Accessibility in and outside the class	78.22	21.78	--	--
	7. Overall rating	82.60	17.40	--	--
2. Abdul Motleb Mondal	Parameters	Grades (in Percentage)			
		A	B	C	D
	1. Regularity in taking Classes	65.21	30.43	4.34	--
	2. Knowledge base on subject	91.30	8.69	--	--
	3. Communication skill	82.60	17.40	--	--
	4. Preparation for the Class	100	--	--	--
	5. Sincerity/Commitment	100	--	--	--
6. Accessibility in and outside the class	65.21	26.09	8.70	--	
7. Overall rating	91.30	8.69			
3. Rabindra Das	Parameters	Grades (in Percentage)			
		A	B	C	D
	1. Regularity in taking Classes	91.30	8.69	--	--
	2. Knowledge base on subject	65.21	30.43	4.34	--
	3. Communication skill	65.21	34.79	--	--
	4. Preparation for the Class	60.86	39.14	--	--
	5. Sincerity/Commitment	78.26	21.74	--	--
6. Accessibility in and outside the class	65.21	34.79	--	--	
7. Overall rating	73.91	34.78	--	--	
4. Ebrahim Ali Mondal	Parameters	Grades (in Percentage)			
		A	B	C	D
	1. Regularity in taking Classes	65.21	34.79	--	--
	2. Knowledge base on subject	65.21	34.79	--	--
	3. Communication skill	78.26	17.39	4.34	--
	4. Preparation for the Class	82.60	13.04	--	4.34
5. Sincerity/Commitment	4.34	78.26	17.39		
6. Accessibility in and outside the class	65.21	30.43	--	4.34	

Feedback on Teacher

Department of Bangla

Name of the Teacher	Parameters	Grades (in Percentage)			
		A	B	C	D
1. Deepa Ghosh					
	1. Regularity in taking Classes	25	50	25	--
	2. Knowledge base on subject	25	75	--	
	3. Communication skill	25	--	--	75
	4. Preparation for the Class	25	--	75	
	5. Sincerity/Commitment	25	--		75
	6. Accessibility in and outside the class	25	--	25	50
7. Overall rating	25	--	25	50	
2. Nirmith Nath					
	1. Regularity in taking Classes	100	--	--	--
	2. Knowledge base on subject	100	--	--	--
	3. Communication skill	100	--	--	--
	4. Preparation for the Class	100	--	--	--
	5. Sincerity/Commitment	100	--	--	--
	6. Accessibility in and outside the class	100	--	--	--
7. Overall rating	100	--	--	--	
3. Pompa Sil					
	1. Regularity in taking Classes	100	--	--	--
	2. Knowledge base on subject	100	--	--	--
	3. Communication skill	100	--	--	--
	4. Preparation for the Class	75	25	--	--
	5. Sincerity/Commitment	25	75	--	--
	6. Accessibility in and outside the class	75	25	--	--
7. Overall rating	75	25	--	--	

Feedback on Teacher
Department of Sanskrit

Name of the Teacher	Parameters	Grades (in Percentage)			
		A	B	C	D
1. Mousumi Bhattacharya	1. Regularity in taking Classes	100	--	--	--
	2. Knowledge base on subject	100	--	--	--
	3. Communication skill	62.5	18.75	18.75	--
	4. Preparation for the Class	63.15	36.85		
	5. Sincerity/Commitment	90.90	9.09	--	--
	6. Accessibility in and outside the class	72.72	27.28	--	--
	7. Overall rating	90.90	4.54	4.54	--
2. Chndra Shekhar Upadhyay	Parameters	Grades (in Percentage)			
		A	B	C	D
	1. Regularity in taking Classes	95.45	--	4.55	--
	2. Knowledge base on subject	90.90	4.54	4.54	--
	3. Communication skill	45	45	10	--
	4. Preparation for the Class	62.5	18.75	18.75	--
	5. Sincerity/Commitment	65.21	34.79	--	--
	6. Accessibility in and outside the class	60.86	39.14	--	--
7. Overall rating	90.90	4.54	4.54	--	

Feedback on Teacher
Department of Philosophy

Name of the Teacher	Parameters	Grades (in Percentage)			
		A	B	C	D
1. Rita Borah	1. Regularity in taking Classes	95.45	4.55	--	--
	2. Knowledge base on subject	93.18	6.81	--	--
	3. Communication skill	95.45	4.54	--	--
	4. Preparation for the Class	90.90	9.10	--	--
	5. Sincerity/Commitment	95.45	4.54	--	--
	6. Accessibility in and outside the class	86.36	13.64	--	--
	7. Overall rating	86.36	13.64	--	--
2.L. C Nath	Parameters	Grades (in Percentage)			
		A	B	C	D
	1. Regularity in taking Classes	56.81	31.81	11.36	--
	2. Knowledge base on subject	50	38.63	9.09	--
	3. Communication skill	45.21	54.79	--	--
	4. Preparation for the Class	55.32	44.68	--	--
	5. Sincerity/Commitment	---	--	--	--
6. Accessibility in and outside the class	66.36	34.64	--	--	
7. Overall rating	43.18	38.63	18.18	--	
3.Nabanita Nath	Parameters	Grades (in Percentage)			
		A	B	C	D
	1. Regularity in taking Classes	52.27	47.72	--	--
	2. Knowledge base on subject	65.21	30.43	4.34	--
	3. Communication skill	77.27	20.45	2.27	--
	4. Preparation for the Class	60.86	39.14	--	--
	5. Sincerity/Commitment	78.26	21.74	--	--
6. Accessibility in and outside the class	65.21	34.79	--	--	
7. Overall rating	90.90	9.10	--	--	
4.Namita Pawgam	Parameters	Grades (in Percentage)			
		A	B	C	D
	1. Regularity in taking Classes	100	--	--	--
	2. Knowledge base on subject	97.72	2.28	--	--
	3. Communication skill	97.72	2.28	--	--
	4. Preparation for the Class	97.72	2.28	--	--
	5. Sincerity/Commitment	100	--	--	--
6. Accessibility in and outside the class	97.72	2.28	--	--	
7. Overall	97.72	2.28	--	--	

Feedback on Teacher
Department of Physics

Name of the Teacher	Parameters	Grades (in Percentage)			
		A	B	C	D
1. Motior Rahman	1. Regularity in taking Classes	62.50	18.75	18.75	--
	2. Knowledge base on subject	93.75	3.75	2.5	
	3. Communication skill	85	8.75	6.25	
	4. Preparation for the Class	75	18.75	18.75	
	5. Sincerity/Commitment	75	8.75	12.5	3.75
	6. Accessibility in and outside the class	73.75	21.25	5	3.75
	7. Overall rating	81.25	18.75	--	
2. Dr. Hiten Sarma	Parameters	Grades (in Percentage)			
		A	B	C	D
	1. Regularity in taking Classes	82.5	15	2.5	
	2. Knowledge base on subject	85	15		
	3. Communication skill	83.75	15	2.25	
	4. Preparation for the Class	86.25	11.25	2.05	
	5. Sincerity/Commitment	86.25	11.25	2.05	
6. Accessibility in and outside the class	73.75	21.25	5		
7. Overall rating	81.25	18.75			
3. Nandita Pradhani	Parameters	Grades (in Percentage)			
		A	B	C	D
	1. Regularity in taking Classes	97.5	2.5	--	
	2. Knowledge base on subject	56.25	43.75	--	
	3. Communication skill	78.75	46.25	5	
	4. Preparation for the Class	62.50	18.75	18.75	
	5. Sincerity/Commitment	73.75	21.25	5	
6. Accessibility in and outside the class	52.5	38.5	8.75		
7. Overall rating	78.75	20	1.25		
4. R.K. Mollah	Parameters	Grades (in Percentage)			
		A	B	C	D
	1. Regularity in taking Classes	65	27.5	7.5	
	2. Knowledge base on subject	67.5	26.25	6.25	
	3. Communication skill	60	33.75	6.25	
	4. Preparation for the Class	61.25	26.25	12.5	
	5. Sincerity/Commitment	53.75	46.25	--	
6. Accessibility in and outside the class	66.25	28.75	5		
7. Overall	72.5	28.75	6.25		

5. Edal Hussain	Parameters	Grades (in Percentage)			
		A	B	C	D
	1. Regularity in taking Classes	85	12.5	2.5	
	2. Knowledge base on subject	72.5	26.25	6.25	
	3. Communication skill	75	21.25	3.75	
	4. Preparation for the Class	75	25		
	5. Sincerity/Commitment				
	6. Accessibility in and outside the class	76.25	20	3.75	
7. Overall rating	86.25	17.5	1.25		
3. Nilom Jyoti Dutta	Parameters	Grades (in Percentage)			
		A	B	C	D
	1. Regularity in taking Classes	97.5	2.25		
	2. Knowledge base on subject	25	52.5	18.75	3.75
	3. Communication skill	23.75	45	26.25	5
	4. Preparation for the Class	46.25	30	17.5	6.25
	5. Sincerity/Commitment	76.25	18.75	5	--
	6. Accessibility in and outside the class	63.75	28.75	7.5	--
7. Overall rating	61.25	27.5	11.25		
4. Dipangkar Borah	Parameters	Grades (in Percentage)			
		A	B	C	D
	1. Regularity in taking Classes	88.75	8.75	2.5	
	2. Knowledge base on subject	82.5	11.25	3.75	2.5
	3. Communication skill	50	33.75	11.25	5
	4. Preparation for the Class	72.5	37.5	10	1.25
	5. Sincerity/Commitment	36.75	23.75	8.75	3.75
	6. Accessibility in and outside the class	50	32.5	3.75	11.25
7. Overall	72.5	18.5	7.5	1.25	

Feedback on Teacher
Department of Education

Name of the Teacher	Parameters	Grades (in Percentage)			
		A	B	C	D
1. Altap Hussain	1. Regularity in taking Classes	94.82	5.18	--	--
	2. Knowledge base on subject	95	5	--	--
	3. Communication skill	77.58	22.42	10	--
	4. Preparation for the Class	86.20	13.80	--	--
	5. Sincerity/Commitment	84.48	15.52	--	--
	6. Accessibility in and outside the class	97.87	2.13	--	--
	7. Overall rating	82.75	13.25	--	--
2. Dr. Habibur Rahman Mandal	Parameters	Grades (in Percentage)			
		A	B	C	D
	1. Regularity in taking Classes	96.55	3.45	--	---
	2. Knowledge base on subject	71.41	15	13.59	
	3. Communication skill	65.51	32.75	1.72	
	4. Preparation for the Class	77.58	22.42	--	
	5. Sincerity/Commitment	71.41	15	13.59	
6. Accessibility in and outside the class	65.51	34.49			
7. Overall rating	48.27	41.37	3.44	1.72	
3. Akinur Zaman	Parameters	Grades (in Percentage)			
		A	B	C	D
	1. Regularity in taking Classes	96.55	3.45	--	--
	2. Knowledge base on subject	86.20	13.80	--	--
	3. Communication skill	72.41	24.13	3.45	--
	4. Preparation for the Class	87	13	--	--
	5. Sincerity/Commitment	70.68	29.32	--	----
6. Accessibility in and outside the class	62.07	37.93	--	--	
7. Overall rating	70.68	29.32	--	--	
4. Hannan Ashrafi	Parameters	Grades (in Percentage)			
		A	B	C	D
	1. Regularity in taking Classes	84.48	12.06	3.44	--
	2. Knowledge base on subject	46.55	36.20	3.44	--
	3. Communication skill	53.44	25.86	13.79	6.98
	4. Preparation for the Class	63.79	18.96	15.51	1.72
	5. Sincerity/Commitment	51.71	37.93	6.98	3.44
6. Accessibility in and outside the class	53.44	36.20	3.44	3.44	
7. Overall	50	34.48	15.51	--	

Feedback on Teacher

Department of Arabic

Name of the Teacher	Parameters	Grades (in Percentage)			
		A	B	C	D
1. Abdullah	1. Regularity in taking Classes	24.38	74.62	--	--
	2. Knowledge base on subject	44.34	46.82	13.16	--
	3. Communication skill	23.75	45	26.25	5
	4. Preparation for the Class	46.25	30	17.5	6.25
	5. Sincerity/Commitment	76.25	18.75	5	--
	6. Accessibility in and outside the class	63.75	28.75	7.5	--
	7. Overall rating	61.25	27.5	11.25	
2. Atowar Rahman	Parameters	Grades (in Percentage)			
		A	B	C	D
	1. Regularity in taking Classes	84.21	14.79	--	
	2. Knowledge base on subject	88	12		
	3. Communication skill	74.35	24.65		
	4. Preparation for the Class	77.58	22.42		
	5. Sincerity/Commitment	71.41	15		
6. Accessibility in and outside the class	65.51	34.49			
7. Overall rating	86.41	13.59			
3. Rofiquel Islam	Parameters	Grades (in Percentage)			
		A	B	C	D
	1. Regularity in taking Classes	89.12	10.88	--	--
	2. Knowledge base on subject	74.23	20.50	6..27	--
	3. Communication skill	71.41	15	13.59	--
	4. Preparation for the Class	64.51	33.75	1.72	--
	5. Sincerity/Commitment	77.58	22.42	--	--
6. Accessibility in and outside the class	71.41	15	13.59		
7. Overall rating	76.25	23.75	--	--	

Feedback on Teacher Department of Chemistry

Name of the Teacher	Parameters	Grades (in Percentage)			
		A	B	C	D
1. Dr. Mousumi Das	1. Regularity in taking Classes	35.714	39.285	17.8571	3.571
	2. Knowledge base on subject	21.428	50.00	28.571	7.142
	3. Communication skill	25.00	46.428	28.571	0
	4. Preparation for the Class	17.857	42.857	32.143	7.143
	5. Sincerity/Commitment	17.857	50.00	28.571	3.571
	6. Accessibility in and outside the class	28.571	57.143	7.142	3.57
	7. Overall rating	17.857	60.714	21.428	0
2. Aziz Mondal	Parameters	Grades (in Percentage)			
		A	B	C	D
	1. Regularity in taking Classes	17.647	61.764	14.706	5.88
	2. Knowledge base on subject	20.588	50.00	26.470	2.941
	3. Communication skill	8.823	50.00	35.294	5.88
	4. Preparation for the Class	8.823	55.88	29.411	5.88
	5. Sincerity/Commitment	5.88	35.29	41.17	17.64
6. Accessibility in and outside the class	14.71	35.29	32.35	17.65	
7. Overall rating	5.88	41.17	41.17	11.76	
3. Shahidul Islam	Parameters	Grades (in Percentage)			
		A	B	C	D
	1. Regularity in taking Classes	22.41	55.17	22.41	0
	2. Knowledge base on subject	41.38	53.45	5.17	0
	3. Communication skill	31.03	46.55	20.69	1.72
	4. Preparation for the Class	34.48	53.45	12.06	0
	5. Sincerity/Commitment	39.65	39.65	18.96	1.72
6. Accessibility in and outside the class	41.38	32.76	17.24	8.62	
7. Overall rating	34.48	51.72	13.79	0	
4. Dr. Sushmita Sengupta	Parameters	Grades (in Percentage)			
		A	B	C	D
	1. Regularity in taking Classes	85.71	14.29	0	0
	2. Knowledge base on subject	57.14	37.14	5.71	0
	3. Communication skill	45.71	48.57	5.71	0
	4. Preparation for the Class	54.29	21.052 42.86 63	5.2631 5.2631 58	0
	5. Sincerity/Commitment	62.86	34.29	2.86	0
6. Accessibility in and outside the class	45.71	45.71	5.71	2.86	
7. Overall rating	48.57	5.2631 51.43 58	0	0	

5. Dr. Murshida Karim	Parameters	Grades (in Percentage)			
		A	B	C	D
	1. Regularity in taking Classes	96.15	3.85	0	0
	2. Knowledge base on subject	84.62	11.54	3.85	0
	3. Communication skill	75.00	21.15	3.85	0
	4. Preparation for the Class	90.38	21.052 9.62 63	5.2631 0 58	0
	5. Sincerity/Commitment	86.54	13.46	0	0
	6. Accessibility in and outside the class	67.31	23.08	9.62	0
7. Overall rating	86.54	5.2631 11.54 58	1.92	0	
6. Dr. Malabika Borah	Parameters	Grades (in Percentage)			
		A	B	C	D
	1. Regularity in taking Classes	93.33	6.67	0	0
	2. Knowledge base on subject	93.33	3.33	3.33	0
	3. Communication skill	76.67	23.33	0	0
	4. Preparation for the Class	90.00	21.052 3.33 63	5.2631 0 58	0
	5. Sincerity/Commitment	83.33	16.67	0	0
	6. Accessibility in and outside the class	76.67	20.00	3.33	0
7. Overall rating	93.33	5.2631 6.67 58	0	0	
7. Dr. Ruhul Amin Bepari	Parameters	Grades (in Percentage)			
		A	B	C	D
	1. Regularity in taking Classes	54.29	34.29	8.57	2.86
	2. Knowledge base on subject	40.00	48.57	11.43	0
	3. Communication skill	11.43	62.86	25.71	0
	4. Preparation for the Class	20.00	21.052 54.29 63	5.2631 22.86 58	2.86
	5. Sincerity/Commitment	37.14	40.00	20.00	2.86
	6. Accessibility in and outside the class	34.29	37.14	25.71	2.86
7. Overall rating	25.71	5.2631 37.14 58	17.14	0	

8.Sourav Paul	Parameters	Grades (in Percentage)			
		A	B	C	D
	1. Regularity in taking Classes	73.77	26.23	0	0
	2. Knowledge base on subject	29.51	59.02	8.2	3.28
	3.Communication skill	31.15	52.46	14.75	1.64
	4.Preparation for the Class	39.34	21.052 45.9 63	5.2631 11.48 58	3.28
	5. Sincerity/Commitment	41.94	43.55	12.9	1.61
	6. Accessibility in and outside the class	36.07	50.82	4.92	8.2
7.Overall rating	37.7	5.2631 47.54 58	13.11	1.64	
9. Laizu Yasminara Khatun	Parameters	Grades (in Percentage)			
		A	B	C	D
	1. Regularity in taking Classes	82.00	16.00	0	2.00
	2. Knowledge base on subject	28.00	60.00	8.00	4.00
	3.Communication skill	28.00	58.00	10.00	4.00
	4.Preparation for the Class	50.00	21.052 30.00 63	5.2631 18.00 58	2.00
	5. Sincerity/Commitment	50.00	32.00	14.00	4.00
	6. Accessibility in and outside the class	48.00	40.00	8.00	4.00
7.Overall rating	50.00	5.2631 30.00 58	18.00	2.00	

Feedback on Teacher

Department of Assamese (M. A)

Name of the Teacher	Parameters	Grades (in Percentage)			
		A	B	C	D
1. Dr. Dipendra Kumar Adhikary	1. Regularity in taking Classes	100			
	2. Knowledge base on subject	100			
	3. Communication skill	100			
	4. Preparation for the Class	100			
	5. Sincerity/Commitment	100			
	6. Accessibility in and outside the class	100			
	7. Overall rating	100			
2. Dr. Upendrajit Sarma	Parameters	Grades (in Percentage)			
		A	B	C	D
	1. Regularity in taking Classes	100			
	2. Knowledge base on subject	100			
	3. Communication skill	100			
	4. Preparation for the Class	100			
	5. Sincerity/Commitment	100			
6. Accessibility in and outside the class	100				
7. Overall rating	100				
3. Karuna Kanta Das	Parameters	Grades (in Percentage)			
		A	B	C	D
	1. Regularity in taking Classes	96.87	3.12		--
	2. Knowledge base on subject	96.87	3.12		--
	3. Communication skill	96.87	3.12		--
	4. Preparation for the Class	96.87	3.12		--
	5. Sincerity/Commitment	96.87	3.12		--
6. Accessibility in and outside the class	96.87	3.12			
7. Overall rating	96.87	3.12		--	
4. Dr. Aloka Sarma	Parameters	Grades (in Percentage)			
		A	B	C	D
	1. Regularity in taking Classes	100			--
	2. Knowledge base on subject	100			--
	3. Communication skill	100			--
	4. Preparation for the Class	100			--
	5. Sincerity/Commitment	100			--
6. Accessibility in and outside the class	100				
7. Overall rating	100			--	

5. Dr. Poli Bezbaruah	Parameters	Grades (in Percentage)			
		A	B	C	D
	1. Regularity in taking Classes	100			--
	2. Knowledge base on subject	100			--
	3. Communication skill	100			--
	4. Preparation for the Class	100			--
	5. Sincerity/Commitment	100			--
	6. Accessibility in and outside the class	100			
	7. Overall rating	100			--

Feedback on Teacher
Department of Chemistry (M. Sc.)

Name of the Teacher	Parameters	Grades (in Percentage)			
		A	B	C	D
1. Mousomi Das	1. Regularity in taking Classes	46.66	46.66	6.66	--
	2. Knowledge base on subject	6.66	53.33	33.33	6.66
	3. Communication skill	20	40	40	--
	4. Preparation for the Class	--	33.33	60	6.67
	5. Sincerity/Commitment	13.33	60	26.67	--
	6. Accessibility in and outside the class	53.33	33.33	13.33	--
	7. Overall rating	6.67	60	33.33	--
	2. Shahidul Islam	Parameters	Grades (in Percentage)		
		A	B	C	D
1. Regularity in taking Classes		7.14	42.86	50	
2. Knowledge base on subject		--	42.86	42.86	14.29
3. Communication skill		--	28.57	64.29	7.14
4. Preparation for the Class		--	64.29	35.71	--
5. Sincerity/Commitment		--	14.29	78.57	7.14
6. Accessibility in and outside the class		--	28.57	57.14	14.29
7. Overall rating	-	14.29	85.71	--	
3. Malabika Borah	Parameters	Grades (in Percentage)			
		A	B	C	D
	1. Regularity in taking Classes	100	--	--	--
	2. Knowledge base on subject	100	--	--	--
	3. Communication skill	100	--	--	--
	4. Preparation for the Class	100	--	--	--
	5. Sincerity/Commitment	100	--	--	--
	6. Accessibility in and outside the class	92.86	7.14	--	--
7. Overall rating	100			--	
4. Azij Mondal	Parameters	Grades (in Percentage)			
		A	B	C	D
	1. Regularity in taking Classes	--	28.57	71.43	--
	2. Knowledge base on subject	--	28.57	71.43	--
	3. Communication skill	7.14	35.71	57.14	--
	4. Preparation for the Class	14.29	35.71	50	--
5. Sincerity/Commitment	7.14	35.71	57.14	--	

	6. Accessibility in and outside the class	--	28.57	57.14	14.29
	7.Overall rating	--	64.29	35.71	--
5. Sushmita Sengupta	Parameters	Grades (in Percentage)			
		A	B	C	D
	1. Regularity in taking Classes	73.33	26.67	--	--
	2. Knowledge base on subject	42.86	21.43	28.57	7.14
	3.Communication skill	50	50	--	--
	4.Preparation for the Class	35.71	50	14.29	--
	5. Sincerity/Commitment	64.29	28.57	--	7.14
	6. Accessibility in and outside the class	64.29	14.29	7.14	14.29
	7.Overall rating	64.29	28.57	7.14	--
6.Murshida Karim	Parameters	Grades (in Percentage)			
		A	B	C	D
	1. Regularity in taking Classes	100	--	--	--
	2. Knowledge base on subject	100	--	--	--
	3.Communication skill	73.33	20	6.67	--
	4.Preparation for the Class	93.33	6.67	--	--
	5. Sincerity/Commitment	93.33	6.67	--	--
	6. Accessibility in and outside the class	80	13.33	6.67	--
	7.Overall rating	93.33	6.67	--	--
7.Sourav Paul	Parameters	Grades (in Percentage)			
		A	B	C	D
	1. Regularity in taking Classes	60	13.33	20	6.67
	2. Knowledge base on subject	6.67	33.33	53.33	6.67
	3.Communication skill	13.33	33.33	46.67	6.67
	4.Preparation for the Class	20	40	26.67	13.33
	5. Sincerity/Commitment	26.67	26.67	33.33	13.33
	6. Accessibility in and outside the class	20	33.33	33.33	13.33
	7.Overall rating	13.33	40	6.67	40

Feedback on Course Content

- A- Very Good
- B- Good
- C- Satisfactory
- D- Unsatisfactory

Department of Economics

SL No.	Parameters	A	B	C	D
1	Extent on coverage of course	34.21053	60.52632	2.631579	2.631579
2	Applicability /Relevance to real life situation	34.21053	39.47368	23.68421	2.631579
3	Learning value (in term of knowledge and skill)	36.84211	23.68421	36.84211	2.631579
4	Overall Rating	27.02703	45.94595	24.32432	2.702703

Department of Statistics

SL No.	Parameters	A	B	C	D
1	Extent of coverage of course	85.71429	14.28571	0	0
2	Applicability/Relevance to real life situation	61.53846	38.46154	0	0
3	Learning value(in term of knowledge and skill)	53.84615	46.15385	0	0
4	Overall Rating	61.53846	38.46154	0	0

Department of Botany

SL No.	Parameters	A	B	C	D
1	Extent of coverage of course	27.3684	62.1053	9.47368	1.05263
2	Applicability/Relevance to real life situation	37.234	54.2553	8.51064	–
3	Learning value(in term of knowledge and skill)	34.7368	56.8421	8.4215	–
4	Overall Rating	27.3684	60.00	12.6316	–

Department of Hindi

SL No.	Parameters	A	B	C	D
1	Extent of coverage of course	100	0	0	0
2	Applicability/R elevance to real life situation	92.8571	0	7.14286	0
3	Learning value(in term of knowledge and skill)	92.8571	7.14286	0	0
4	Overall Rating	50.00	50.00	0	0

Department of Commerce

SL No.	Parameters	A	B	C	D
1	Extent of coverage of course	18.1818	81.8182	–	–
2	Applicability/R elevance to real life situation	–	72.7273	18.1818	9.09091
3	Learning value(in term of knowledge and skill)	9.09091	63.6364	27.2727	–
4	Overall Rating	9.09091	63.6364	27.2727	–

Department of English

SL No.	Parameters	A	B	C	D
1	Extent of coverage of course	48.4375	45.3125	4.6875	1.5625
2	Applicability/Relevance to real life situation	29.6875	59.375	10.9375	0
3	Learning value(in term of knowledge and skill)	65.625	32.8125	1.5625	0
4	Overall Rating	50.00	40.625	9.375	0

Department of Biotechnology

SL No.	Parameters	A	B	C	D
1	Extent of coverage of course	37.5	60.00	–	2.5
2	Applicability/Relevance to real life situation	42.5	42.5	15.00	–
3	Learning value(in term of knowledge and skill)	65.00	32.5	2.5	–
4	Overall Rating	45.00	40.00	12.5	2.5

Department of Mathematics

SL No.	Parameters	A	B	C	D
1	Extent of coverage of course	10.3448	51.7241	32.7586	5.17241
2	Applicability/Relevance to real life situation	11.2903	33.871	41.9355	12.9032
3	Learning value(in term of knowledge and skill)	5.08475	38.9831	50.8475	5.08475
4	Overall Rating	1.72414	48.2759	46.5517	3.44828

Department of Zoology

SL No.	Parameters	A	B	C	D
1	Extent of coverage of course	23.0769	60.4396	14.2857	2.1978
2	Applicability/Relevance to real life situation	18.8889	62.2222	15.5556	3.3333
3	Learning value(in term of knowledge and skill)	29.7872	39.3617	30.8511	–
4	Overall Rating	22.8261	57.6087	19.5652	–

Department of B.Voc IT

SL No.	Parameters	A	B	C	D
1	Extent of coverage of course	60.00	20.00	20.00	–
2	Applicability/Relevance to real life situation	50.00	50.00	–	–
3	Learning value(in term of knowledge and skill)	40.00	40.00	20.00	–
4	Overall Rating	44.4444	44.4444	11.1111	–

Department of Pol. Science

SL No.	Parameters	A	B	C	D
1	Extent of coverage of course	41.6667	58.3333	0	0
2	Applicability/Relevance to real life situation	38.3333	56.6667	5	0
3	Learning value(in term of knowledge and skill)	58.3333	35.00	6.66667	0
4	Overall Rating	53.3333	45.00	1.66667	0

Department of Computer Science

SL No.	Parameters	A	B	C	D
1	Extent of coverage of course	62.5	37.5	0	0
2	Applicability/Relevance to real life situation	25.00	62.5	12.5	0
3	Learning value(in term of knowledge and skill)	12.5	62.5	12.5	12.5
4	Overall Rating	25.00	75.00	0	0

BCA

SL No.	Parameters	A	B	C	D
1	Extent of coverage of course	50.00	50.00	0	0
2	Applicability/Relevance to real life situation	50.00	50.00	0	0
3	Learning value(in term of knowledge and skill)	25.00	75.00	0	0
4	Overall Rating	25.00	75.00	0	0

Department of Assamese

SL No.	Parameters	A	B	C	D
1	Extent of coverage of course	84.2105	15.7895	0	0
2	Applicability/Relevance to real life situation	47.3684	52.6316	0	0
3	Learning value(in term of knowledge and skill)	94.7368	5.26316	0	0
4	Overall Rating	36.8421	63.1579	0	0

*MA in Assamese

SL No.	Parameters	A	B	C	D
1	Extent of coverage of course	84.2105	15.7895	0	0
2	Applicability/Relevance to real life situation	47.3684	52.6316	0	0
3	Learning value (in term of knowledge and skill)	94.7368	5.26316	0	0
4	Overall Rating	36.8421	63.1579	0	0

Department of History

SL No.	Parameters	A	B	C	D
1	Extent of coverage of course	77.2727	9.09091	13.6364	0
2	Applicability/Relevance to real life situation	77.2727	9.09091	13.6364	0
3	Learning value(in term of knowledge and skill)	77.2727	0	22.7273	0
4	Overall Rating	54.5455	18.1818	9.09091	18.1818

Department of Bengali

SL No.	Parameters	A	B	C	D
1	Extent of coverage of course	25	75	0	0
2	Applicability/Relevance to real life situation	50	50	0	0
3	Learning value(in term of knowledge and skill)	100	0	0	0
4	Overall Rating	100	0	0	0

Department of Sanskrit

SL No.	Parameters	A	B	C	D
1	Extent of coverage of course	0	100	0	0
2	Applicability/Relevance to real life situation	27.7778	55.5556	16.6667	0
3	Learning value(in term of knowledge and skill)	85	15	0	0
4	Overall Rating	66.6667	26.6667	6.66667	0

Department of Philosophy

SL No.	Parameters	A	B	C	D
1	Extent of coverage of course	95.6522	4.34783	0	0
2	Applicability/Relevance to real life situation	86.9565	13.0435	0	0
3	Learning value(in term of knowledge and skill)	84.7826	6.52174	8.69565	0
4	Overall Rating	82.6087	6.52174	10.8696	0

Department of Physics

SL No.	Parameters	A	B	C	D
1	Extent of coverage of course	62.5	23.75	10.00	3.75
2	Applicability/Relevance to real life situation	7.5	26.25	52.5	13.75
3	Learning value(in term of knowledge and skill)	18.75	60.00	21.25	0
4	Overall Rating	6.25	75.00	18.75	0

Department of Education

SL No.	Parameters	A	B	C	D
1	Extent of coverage of course	31.04	65.52	3.45	0
2	Applicability/Relevance to real life situation	15.52	82.76	1.73	0
3	Learning value(in term of knowledge and skill)	37.93	60.345	1.72	0
4	Overall Rating	17.24	82.75	0	0

Department of Arabic

SL No.	Parameters	A	B	C	D
1	Extent of coverage of course	50.00	33.33	16.67	0
2	Applicability/Relevance to real life situation	50.00	33.33	16.67	0
3	Learning value(in term of knowledge and skill)	33.33	50.00	16.67	0
4	Overall Rating	66.67	33.33	0	0

Department of Chemistry

SL No.	Parameters	A	B	C	D
1	Extent of coverage of course	21.92	54.79	20.54	2.73
2	Applicability/Relevance to real life situation	12.33	52.05	27.39	8.22
3	Learning value(in term of knowledge and skill)	17.81	52.05	27.39	8.21
4	Overall Rating	9.58	61.64	26.03	2.74

Feedback on Evaluation of College

Sl. No.	Particulars	Adequate	Inadequate	Challenging	Dull
1	The Syllabus of Each Course was	72.04	18.00	10.06	--
2	How much of the Syllabus was covered in the class	52.45	40.00	8.55	--
3	Whether the subject offered by the college is	43.75	57.25	--	--
4	Unit test held were	88.25	11.75	--	--
5	How far the unit tests help to improve your studies	54.21	46.79	--	--
6	Teacher student relationship of the college is	62.30	27.70	10	--
7	Library service provided by the college is	56.45	24.55	20.00	--
8	Availability of Library Resources	37.20	50.45	12.45	--
9	Service provided by the College is	35.09	45.91	20.0	
10	Drinking Water and toilet facility provided by the college is	27.54	39.21	14.01	19.74
11	Facilities for extra curricular activities	26.54	52.36	12.09	9.1